

Sitting Posture Recognition and Feedback: A Literature Review

Christian Krauter
University of Stuttgart
Stuttgart, Germany
christian.krauter@visus.uni-stuttgart.de

Katrin Angerbauer
University of Stuttgart
Stuttgart, Germany
katrin.angerbauer@visus.uni-stuttgart.de

Aimée Sousa Calepso
University of Stuttgart
Stuttgart, Germany
aimee.sousacalepso@visus.uni-stuttgart.de

Alexander Achberger
University of Stuttgart
Stuttgart, Germany
alexander.achberger@visus.uni-stuttgart.de

Sven Mayer
LMU Munich
Munich, Germany
info@sven-mayer.com

Michael Sedlmair
University of Stuttgart
Stuttgart, Germany
michael.sedlmair@visus.uni-stuttgart.de

ABSTRACT

Extensive sitting is unhealthy; thus, countermeasures are needed to react to the ongoing trend toward more prolonged sitting. A variety of studies and guidelines have long addressed the question of how we can improve our sitting habits. Nevertheless, sitting time is still increasing. Here, smart devices can provide a general overview of sitting habits for more nuanced feedback on the user's sitting posture. Based on a literature review (N=223), including publications from engineering, computer science, medical sciences, electronics, and more, our work guides developers of posture systems. There is a large variety of approaches, with pressure-sensing hardware and visual feedback being the most prominent. We found factors like environment, cost, privacy concerns, portability, and accuracy important for deciding hardware and feedback types. Further, one should consider the user's capabilities, preferences, and tasks. Regarding user studies for sitting posture feedback, there is a need for better comparability and for investigating long-term effects.

CCS CONCEPTS

• **Human-centered computing** → HCI theory, concepts and models; Ubiquitous computing; • **Hardware** → Sensor devices and platforms.

KEYWORDS

Literature review, posture, sitting, chair

ACM Reference Format:

Christian Krauter, Katrin Angerbauer, Aimée Sousa Calepso, Alexander Achberger, Sven Mayer, and Michael Sedlmair. 2024. Sitting Posture Recognition and Feedback: A Literature Review. In *Proceedings of the CHI Conference on Human Factors in Computing Systems (CHI '24)*, May 11–16, 2024, Honolulu, HI, USA. ACM, New York, NY, USA, 20 pages. <https://doi.org/10.1145/3613904.3642657>



This work is licensed under a Creative Commons Attribution-NonCommercial-ShareAlike International 4.0 License.

CHI '24, May 11–16, 2024, Honolulu, HI, USA
© 2024 Copyright held by the owner/author(s).
ACM ISBN 979-8-4007-0330-0/24/05
<https://doi.org/10.1145/3613904.3642657>

1 INTRODUCTION

We sit for a large part of the day, for example, while working, riding the bus, watching television, or browsing social media. Sitting and the more often studied sedentary behavior – a broader term including sitting, reclining, and lying postures with low energy expenditure [230] – negatively affect our health [42, 178, 211]. Thus, there is a concern about the development of more sitting-focused lifestyles. Prior work already addresses this issue by proposing various methods to reduce it, breaking it up with physical activity, e.g., [50, 98, 100, 210], or standing up [25, 72, 87, 163]. These countermeasures are not always possible, or only to some extent, depending on the person's abilities, task, and environment. Lam et al. [114] investigated the option of reduced sedentary behavior. They found that interventions targeting the physical environment, such as sit-stand desks [218] or novel furniture [41, 182], reduce sedentary behavior most effectively, followed by interventions targeting personal behavior, like consultations or apps. Today's guidelines [153] suggest an upright posture, commonly viewed as healthier [5, 106, 113, 217, 246]. However, recent research suggests that the importance lies in the frequent change of sitting postures [24, 243] reflected in the guideline by the National Library of Medicine [153].

Supporting people to sit healthier through a smart system thus requires the ability to recognize their sitting posture and communicate the necessity of posture change through feedback. A large body of prior work addressed these challenges by proposing computer-supported recognition of postures and guidance for better poses. There have also been reviews about sitting posture recognition [97, 160, 229]. Tili et al. [229] found and compared techniques using weight, tilt angle, spine curvature, and combinations of multiple sensor types to get information about a user's posture. They provide an extensive table of publications with details, such as the type and number of sensors and the used communication technology. Kappattanavar et al. [97] systematically reviewed hardware and classification methods for sitting posture recognition. They found pressure sensors and neural networks to be the most prevalent sensor types and classification methods. The authors suggest using Inertial Measurement Units (IMUs) for classification and 3D cameras to gather ground truth data and further propose five basic sitting postures due to the lack of a standard definition. Most recently, Ordean et al. [160] conducted an Analytic Hierarchy Process (AHP) analysis comparing six types of posture detection (e.g., visual

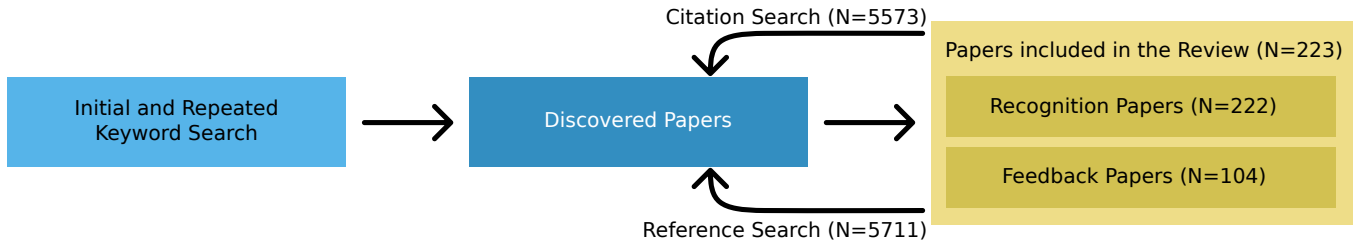


Figure 1: A diagram of the process of the presented literature review. For each publication included in the review, we screened references and citations for new papers to include. For all works found this way, we subsequently performed the same search.

inspection systems) based on seven criteria, such as accuracy and privacy. They conclude that the ideal solution is finding the user’s mass center and upper-body tilt. Giving feedback about posture has also been studied extensively, exploring various modalities such as vibration, sound, visualizations, and hardware that actively corrects the user’s posture. However, we are unaware of a review of this body of work.

We contribute a broad literature review of sitting posture recognition and feedback, which we hope will guide future research in computer-supported sitting guidance. Our work expands previous reviews about recognition by a larger number of included publications. Further, our review is, to the best of our knowledge, the first review of feedback for sitting posture. In detail, we conducted a seed-paper-driven literature review covering sitting posture recognition hardware and feedback. Upon identifying a publication as relevant for our review, we searched through its citations and references to find further relevant papers. We found 223 papers that addressed these challenges in their publications. We categorize the publications and showcase them in both textual and tabular form. The papers we found cover a wide range of research areas, like computer science, human-computer interaction, health, engineering, sensors, bioengineering, and more, see Figure 2. The widespread attention given to recognizing and providing feedback on sitting posture emphasizes the need for a broad overview incorporating knowledge from various research fields.

Our literature review uncovered a large body of work addressing how posture can be captured and how feedback should be communicated. We found a large variety of methods and combinations thereof being explored for both. Pressure sensors are the most commonly used hardware, and visual is the most common feedback modality with many techniques such as charts, sketches, physical objects, and more. We concluded that the most suitable hardware depends on the use case, cost, privacy concerns, portability, and accuracy. Many publications report high accuracies for automatically classifying postures. We refer to [97, 229] for reviews of this aspect. We found a large body of work exploring feedback about sitting postures, suggesting advantages for all feedback modalities and various types of visual feedback. We argue that all modalities and types have advantages, depending on the environment and the users’ abilities, circumstances, and preferences. The 64 user studies of sitting posture feedback we examined showed a generally positive reception by users and a positive influence on their sitting behavior. We also found, however, the need for long-term studies and more comparability between approaches and suggest open

questions we see toward this goal. In sum, the main contribution of this work is the overview of sitting posture recognition and feedback, revealing possible directions for future work on improving people’s health while sitting.

2 METHOD

We conducted a seed-paper-driven literature review; see Figure 1 for a diagram of our approach. Upon identifying a publication as relevant for our review, we searched through its citations and references to find further relevant papers. This resulted in 223 publications about sitting posture recognition (222) and feedback (104), published between 1968 and 2022. The distribution of the papers over time can be seen in Figure 2. This reveals a gap of over 20 years after the first works in the seventies and yearly publications only after 2005. As a first step, we performed a manual keyword search in the online databases Google Scholar¹ and Connected Papers². The keywords we searched for were “sitting healthy”, “sitting posture”, “sitting time”, “prevalence of sitting”, “sitting posture recognition”, “smart chair”, and “sitting posture feedback”. This initial search resulted in a small collection of seed publications about sitting, sitting posture recognition, and sitting posture feedback [9, 63, 74, 107, 134, 157, 175, 189, 236, 245]. The same searches were conducted again a few times over three months, as suggested by Rogers and Seaborn [183]. For every relevant publication added to our review, we searched through its citations and references to find further relevant papers. This process resulted in 11284 scanned papers. We repeated this process for all relevant papers until we could not find any additional papers relevant to sitting posture recognition and feedback. Further, we checked whether the most recent publications were cited by newly published work. The last check was done in November of 2022. To guarantee a clean sampling process, we re-examined all included publications after the completed analysis with the sharpened definitions and understanding that has evolved. This resulted in three papers being removed from the feedback part of the review and one that was excluded completely.

We had several exclusion criteria to keep our review focused and manageable. First of all, we excluded papers investigating non-sitting postures such as general body posture, hand posture, or posture while running, e.g., Liao et al. [125]. Although related, we want to provide a more focused overview of postures related to sitting. Second, we also excluded papers about posture analysis

¹<https://scholar.google.com/>

²<https://www.connectedpapers.com/>

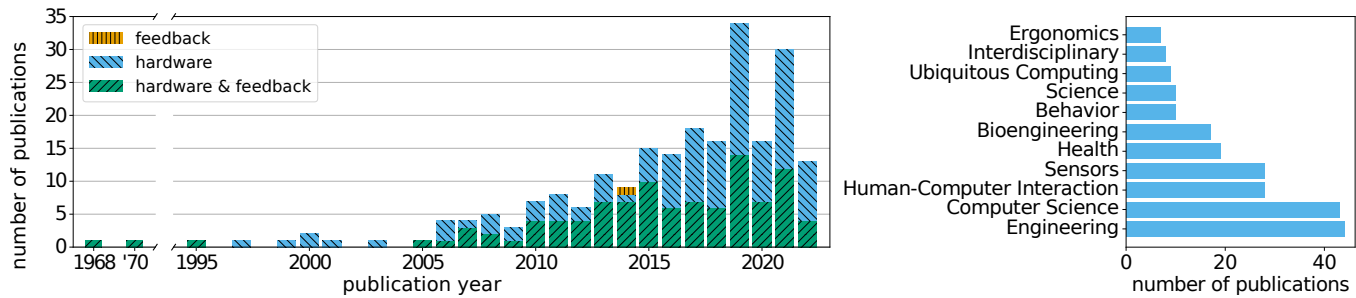


Figure 2: Overview of the publications in the review. The distribution of sitting posture recognition and feedback papers over the years (left) and the research areas represented in the review (right). The colors are based on the work by Wong [247].

methods such as RULA [141], used to investigate ergonomics of workplaces, and SEAT [168], which is concerned with injury risk while interacting with software. Third, publications presenting systems that measured humans’ sitting behavior for other reasons than determining sitting posture were also not included, e.g., Iskandar et al. [86]. Further, we excluded papers that did not focus on sitting posture but on sitting time. Examples are approaches to breaking sitting time up or reducing it [9, 18, 43, 87, 177, 213]. Although the goals are similar from a health perspective, the data is different (i.e., sitting postures do not have to be differentiated), and with smart devices, widespread commercial solutions already exist. Nevertheless, providing such feedback is important, and there is still room for improvement. We want to highlight one publication by Jafarinaimi et al. [87] that, although only using sitting time, created visual feedback through a physical object that would also be suitable for sitting posture recognition. Finally, we excluded publications that did not provide enough details about their feedback to allow comparison with other approaches.

The discovered papers were clustered by the topics SITTING, POSTURES, PRESSURE SENSORS, OTHER HARDWARE, ACTIVELY CHANGING THE USER’S POSTURE, SITTING POSTURE FEEDBACK, FEEDBACK FOR DIFFERENT POSTURES, and META/ REVIEW. To cluster, we first read the abstract and then, if necessary, the entire publication. We used a web-based whiteboard tool³ to display the papers and their connections colored according to their categorization. We decided not to use a database query approach for two main reasons: The various terms used to describe sitting posture recognition and the spread of the topic over many research areas (see Figure 2). The variety of used terms can be shown with a small example. If we only consider the eleven papers in our review whose title start with “posture”, there are seven different words we find synonymous with “recognition” for this work: detection, estimation, monitoring, prediction, sensing, tracking, and training. Words such as “sitting” or “sedentary” only appear in the titles and keywords of three of these papers. However, the only keyword not mentioning sitting, namely “smart chair”, would only discover two of the eleven papers. This variety of terms makes it challenging to find publications about this topic using only keywords. Because of the many research areas that cover sitting posture, a database query approach might inadvertently exclude publications, especially when limiting which databases are being searched. Thus, we chose to take a “multi-part

contribution” [212] approach. Stefanidi et al. [212] argue that such an approach “allows for addressing a wide variety of different aspects without going beyond the standard publication length,” which aligns with our goal to provide a broad overview of the topic at large. While our review might not be exhaustive, we believe it to provide a representative overview of the research on sitting posture recognition and feedback.

Please refer to the supplemental material for a list of all reviewed publications, the data and code for the presented and additional charts, and detailed recognition, feedback, and user studies tables.

3 SITTING POSTURE RECOGNITION

There is a plethora of work exploring technologies with which sitting posture can be detected (222/223). Although pressure sensors are the most prevalent (97/222), the most fitting solution depends on the specific use case. In order to avoid disturbing someone with too many notifications while reminding them to change their sitting posture and take breaks, it is vital to understand how they are sitting and for how long. Manually scoring sitting postures [201, 202] or giving in-person training [45] is not feasible on a larger scale because of the required time and human resources. Hardware and automation are required to detect and differentiate between sitting postures to make sitting posture recognition and feedback scalable.

While many papers report high accuracy, comparing this aspect is outside the scope of this work and, we believe, will prove to be a difficult task, as many fundamental aspects of these systems are very heterogeneous. Defined postures range from binary good and bad (e.g., [227]) to 30 individual postures [46]. Classifications range from comparing sensor values to thresholds (e.g., [117]) to various machine learning approaches (e.g., [126, 236]). For an extensive review of sitting posture monitoring systems and different classification approaches, we refer the reader to the reviews by Tlili et al. [229] and Kappattanavar et al. [97].

This extensive research area overview covers the hardware used in 222 papers. We categorized them based on the type of measurements used to recognize sitting postures into pressure sensors, motion sensors, vision-based setups, distance sensors, deformation sensors, and combinations. We put setups that we could not cluster any further into the category *other*. The intersection between recognition and feedback approaches can be found in Table 1, and a detailed view of the hardware can be found in the supplementary material.

³<https://miro.com>

Table 1: Combinations of hardware and feedback approaches of the papers in our literature review. The feedback modalities are ACTIVE (AC), AURAL (AU), VIBROTACTILE (VIB), and VISUAL (VIS). Publications not featuring feedback or not using hardware fall under NOT APPLICABLE (N/A). Note that publications featuring more than one feedback modality appear in multiple rows.

Hardware × Feedback	AC (14)	AU (32)	VIB (33)	VIS (69)	N/A (119)
Pressure Sensors (97)	(5) [63, 137, 154, 167, 196]	(5) [7, 40, 140, 149, 206]	(12) [7, 28, 67, 70, 81, 82, 129, 175, 186, 206, 232, 262]	(21) [6, 7, 40, 67, 70, 115, 131, 140, 143, 148, 164, 172, 179, 186, 196, 209, 224, 232, 240, 241, 255]	(64) [1–3, 9, 14, 16, 21–23, 29, 30, 32, 35, 39, 55, 59, 61, 62, 65, 66, 71, 76, 77, 79, 80, 83, 88, 95, 103, 104, 110, 122, 126, 130, 133, 136, 138, 139, 142, 152, 169, 176, 177, 184, 185, 189, 193–195, 204, 205, 216, 220–222, 226, 236–238, 254, 256, 260, 265, 266]
Motion Sensors (36)	(1) [105]	(10) [27, 31, 105, 123, 124, 159, 180, 227, 239, 251]	(10) [27, 94, 111, 112, 123, 124, 170, 171, 198, 239]	(12) [27, 31, 74, 105, 123, 124, 156, 159, 170, 198, 227, 239]	(18) [54, 68, 69, 96, 108, 127, 134, 145, 161, 166, 181, 187, 192, 203, 223, 228, 234, 248]
Vision-based (31)	(4) [13, 85, 200, 253]	(5) [36, 64, 150, 162, 214]	(1) [85]	(12) [15, 47, 58, 64, 85, 89, 102, 150, 162, 225, 242, 245]	(14) [34, 38, 46, 73, 90, 107, 128, 135, 144, 208, 215, 250, 252, 257]
Distance Sensors (9)	(1) [199]	(3) [4, 116, 155]	(1) [116]	(1) [4]	(5) [19, 56, 57, 99, 119]
Deformation Sensors (8)			(2) [17, 157]	(2) [44, 157]	(5) [8, 48, 49, 93, 173]
Other (17)	(2) [197, 231]	(4) [11, 45, 52, 258]	(2) [52, 158]	(10) [45, 60, 165, 201, 202, 207, 219, 231, 259]	(2) [190, 233]
Combinations (25)	(1) [117]	(5) [75, 120, 174, 249, 267]	(5) [109, 117, 263, 264, 267]	(12) [12, 37, 51, 75, 84, 109, 117, 118, 151, 174, 263, 267]	(10) [10, 20, 53, 78, 92, 121, 132, 188, 191, 261]
N/A (1)				(1) [101]	

3.1 Pressure Sensors

Pressure sensors are the most commonly used hardware in the literature to detect sitting posture (97/222). While we found one instance where a pressure sensor was worn [204], they were generally attached to a chair. The term *pressure sensor* is rather broad, including sensors of various forms and functions. The most common (85/97) are pressure sensors that are thin and flexible and can be sat on directly without the user noticing. They use materials that change voltage or resistance when mechanical pressure, force, or stress is applied, for example, through their piezoelectric, piezocapacitive, or piezoresistive properties. There are many variants, such as flex sensors, textile pressure sensors, and Force Sensitive Resistors (FSRs), which we summarized as Thin and Flexible Pressure Sensor (TFPS). They can be placed anywhere without being noticed by the user and have thus been used the most for sitting posture recognition. The form of these sensors varies, ranging from larger ones that cover the entire seat of a chair to smaller ones that are distributed sparsely over its surface. They can be placed on top, below, or inside of cushioning. Typical placement options in research were on a chair’s seat (e.g., [95, 115]), backrest (e.g., [29, 110]), or both (e.g., [95, 115]). They can also be integrated into a portable pad that does not bind the setup to a specific chair [29, 81, 82, 110]. In one case, sensors were placed on the seat, backrest, and the chair’s armrests [30]. Cheng et al. [35] followed a different approach by placing pressure sensors below a chair’s legs.

Other pressure sensing methods include sensors that measure the air pressure inside bladders on which the user sits (e.g., [137, 138])

and a device that bends an optical fiber when someone sits on it [224]. The applied pressure can then be measured through the effects on the transmitted light. Others used load cells [23, 184, 185] and force transducers [70, 194, 195]. These sensors use rigid metal bodies that deform through applied forces such as pressure. This deformation is then measured through an electronic component, such as a strain gauge. They are placed beneath a plate or board for sitting posture detection, as they would be uncomfortable to sit on. Some put such sensors between the seat and the base of a chair (e.g., [194, 195]), while Roh et al. [184] put them below a removable cushion, and Bibbo et al. [23] placed load cells in 3D-printed enclosures and customized the frame of a chair to attach them.

The placement of pressure sensors on a chair’s seat is the most promising approach, whereas sensors on the backrest offer supplementary data but require user contact. Pressure sensors are affordable (costing less than 10 USD) and readily available, with comprehensive software integration support. They operate independently of various users, rooms, or tables, ensuring comfort; however, most implementations presented in the literature cannot be easily attached to different chairs. Furthermore, they face challenges in their assembly process due to their limited coverage of the user’s contact area, which means they only utilize a fraction of the user’s body weight to determine their posture. Larger sensor matrices can mitigate this effect but come with increased cost.

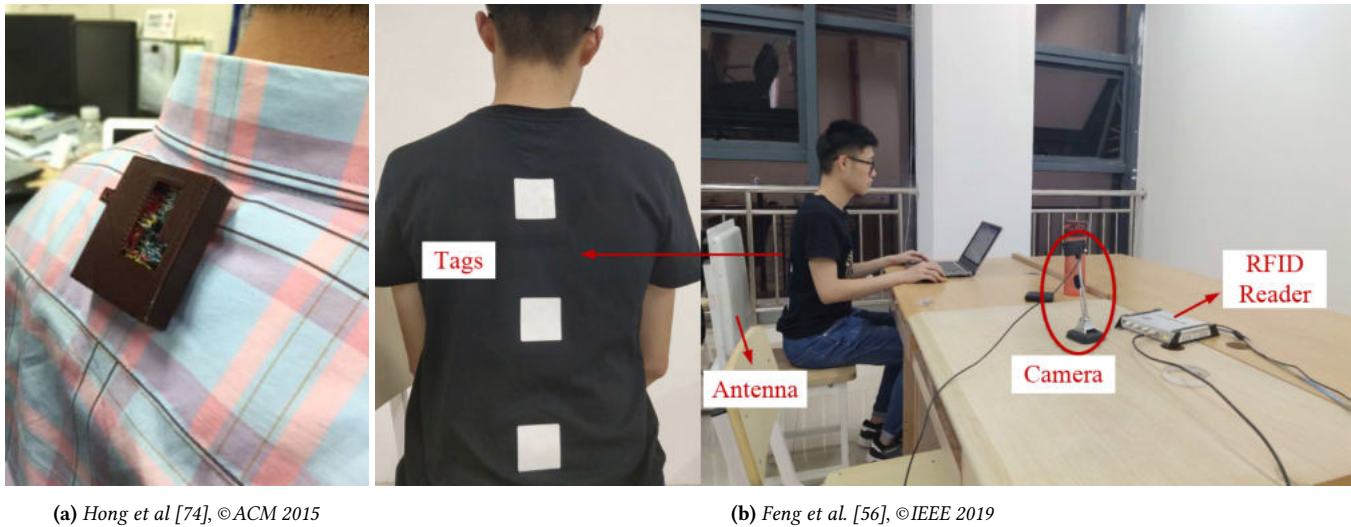


Figure 3: Examples of motion and distance sensors for sitting posture recognition: (a) a gyroscope attached to the upper back and RFID tags on the lower, middle, and (b) upper back with the corresponding antenna attached to the backrest of a chair.

3.2 Motion Sensors

Sensors that measure movement are the second most common (36/222) technology to recognize sitting posture in the literature. They include accelerometers (e.g., [111, 248]), Inertial Measurement Units (IMUs) (e.g., [227, 239]), gyroscopes [54, 74, 234], linear displacement sensors [108, 166], and angular displacement sensors [112]. They were usually worn (see, for example, Figure 3a), but Otda et al. [161] and Mizumoto et al. [145] attached them to a chair. Worn approaches are chair-independent; they allow users to switch chairs and detect sitting posture regardless of the object they are sitting on. Unlike pressure sensors, motion sensors do not require direct contact with the chair, such as the backrest, enabling pose evaluation without touching the chair's surface. Furthermore, they are affordable (under 5 USD), commercially available, compact, and less sensitive to placement position than pressure sensors. However, wearing them might cause discomfort to the user and require a more complicated calibration process than pressure sensors.

3.3 Vision-Based

We found vision-based setups, such as those using a Microsoft Kinect (e.g., [47, 252]), to be the third most commonly used technology (31/222) for recognizing sitting posture. Others opted for cameras with various recognition approaches, such as face detection (e.g., [150, 242]), silhouette extraction [89, 90, 135], the use of OpenPose [34, 250], motion capturing [64], and deep learning [107]. Vision-based approaches are chair-independent, providing maximum comfort with a setup placed next to the user. The setup is more straightforward than other approaches and can track arm positions. However, vision-based approaches entail using cameras, which are pricier than alternative solutions. Privacy and confidentiality concerns may also arise, and comparatively high computational demands are associated with this method.

3.4 Distance Sensors

Recognizing posture through distances has been done (9/222) with Radio-Frequency Identification (RFID) tags [56, 57, 119] (see, for example, Figure 3b), ultrasonic sensors [4, 155], depth sensors [19, 116], Lidar [99], and HTC VIVE Pro trackers [199]. These distance-measuring sensors can either be worn or placed stationary. This flexibility allows users to choose their preferred trade-off between comfort and the option to use the same sensors in different environments. Ultrasonic and depth sensors are cost-effective (under 15 USD) and readily available commercially. Lidar sensors can be used over greater distances but are more expensive and larger than the other options. Unlike vision-based approaches, distance sensors pose fewer confidentiality and privacy concerns, and processing their signals is less computationally demanding.

3.5 Deformation Sensors

We found seven (7/222) publications that determined sitting posture through sensors that measure deformation, such as bending or strain. These included flex sensors [8, 44, 157], strain sensors [17, 173], optical fiber sensors [48, 49], and a charge-generating fabric [93]. Deformation sensors are easy to find commercially and come at an affordable price (under 10 USD). They are usually worn on the user's clothing or skin and offer similar benefits to other types of wearable sensors. However, certain concerns need to be addressed when it comes to deformation sensors. For instance, issues may arise if individuals of varying sizes use the same clothes with attached sensors. Moreover, proper calibration is necessary, and comfort-related problems can also occur.

3.6 Other

Other approaches (16/222) we found in the literature include the above-mentioned manual inspection (e.g., [45, 197]) and mechanical switches [11, 158, 231, 259]. There have been single examples of capacitive proximity sensors [60], an Electromyography (EMG)

setup [165], an inductive proximity sensor [258], electrodes [233], and temperature sensors [190]. Except for the manual inspection approach, these techniques have advantages and disadvantages similar to the other recognition hardware types discussed above. However, manual inspection requires either the user themselves or other individuals to assess the user's pose, placing demands on the user's mental resources or requiring additional human resources.

3.7 Combination of Sensor Types

In total, 25 of the 222 papers featuring recognition explored various ways of combining different sensor types, such as accelerometers with gyroscopes [249, 267] or a camera [53]. In one publication, a tilt sensor was combined with ultrasonic sensors [174]; in another, temperature and sound sensors were used together [191]. The majority (20/25) of combinations included a pressure sensor, like El-Sayed et al. [51], who combined load cells with inclinometers. Thin and Flexible Pressure Sensors (TFPS) have been combined with ultrasonic sensors (e.g., [10, 37]), infrared sensors (e.g., [92, 264]), Microsoft Kinect [84, 151], IMUs [132, 261], optical fiber-based bend sensors [121], a camera [12], and with an accelerometer [78]. In three publications, more than two different types of sensors were combined. Kumar and Sridhar [109] used TFPS with temperature, blood pressure, and pulse sensors, while Hong et al. [75] detected posture with TFPS, gyroscope, accelerometer, and infrared sensors. Finally, Benocci et al. [20] used TFPS, accelerometer, magnetometer, altimeter, and temperature sensors. Combining different sensor types naturally brings the advantages and disadvantages of both approaches together. It can enhance a system's accuracy and the quantity and variety of collected information. However, it also increases usage, setup, and overall cost complexity. Section 5 further discusses the trade-off between simple and complex systems.

4 SITTING POSTURE FEEDBACK

As the previous section shows, a large body of research has been conducted on various technologies and techniques to detect and classify sitting postures. Giving users feedback about their posture has also been studied extensively. Of the 223 papers we found, 104 describe sitting posture feedback. Researchers explored hardware that actively adjusts itself to directly or indirectly correct the user's posture (14/104), as well as aural (32/104), vibrotactile (33/104), and visual (69/104) modalities. Visual feedback is the most prevalent and varied approach in the publications we found. However, according to the multiple resource theory by Wickens [244], non-visual modalities could be beneficial for scenarios where the user's main task is highly visual, such as most office work. This part of the review covers the 104 papers and their approaches to map the research on sitting posture feedback. A table of all feedback publications can be found in the supplementary material. The intersection between recognition and feedback is shown in Table 1.

4.1 Visual Feedback

Visual is the most prevalent (69/104) approach for sitting posture feedback in the literature, with a wide range of different types, like ambient lights, text, sketches, and charts. We identified two main categories of visual feedback for sitting posture: time of delivery

(TIME) and TYPE. Regarding TIME, feedback is delivered in REAL-TIME or SUMMARIZED after a certain period. The different TYPES we found are TEXT MESSAGES, SKETCH-LIKE DEPICTIONS, CHARTS, IMAGES OR VIDEOS, PHYSICAL OBJECTS such as ambient lights, and OTHER types, such as gamification. The following is separated into SUMMARIZED feedback followed by REAL-TIME feedback. A table with details about the visual feedback of all publications can be found in the supplementary material.

4.1.1 Summarized Feedback. One type of visual approach we identified gives the user SUMMARIZED feedback about their sitting posture after a certain time. We found 24 of the 69 visual feedback papers used such an approach, with charts being the most used type (18/24). There are bar charts (e.g., [4, 27]), line charts (e.g., [109, 123, 156, 231]), area charts [231], and pie charts (e.g., [37, 60, 101], see also Figure 4a). Others used dial charts to show the time spent in different postures [7] (see Figure 4b) and the health-risk level of the user [162]. Some examples of these chart types can be found in Figure 4. Furthermore, heatmaps were used to visualize the pressure distribution [231, 240], with two cases using LEDs on a sketched chair that were attached to the side of the chair [67, 232], as shown in Figure 6a. Further, Bagalkot et al. [12] created a rounded star plot, shown in Figure 4c, where each axis represents a characteristic of the sitting posture, such as leaning left. They describe this as an "amoeba-like blob" with the goal of easy readability at a glance while riding a motorcycle.

TEXT MESSAGES (1) and SKETCH-LIKE DEPICTIONS (2) rarely have been used for summarized feedback. El-Sayed et al. [51] sent daily textual reports as emails to the user's doctor for review. Sketches have been used in the form of stick figures by Ribeiro et al. [179], which depict different sitting positions and how much sitting time the user spent sitting in them, while Yu et al. [259] used a sketch of a person sitting at a desk with circles at the sensor positions. Those circles were colored green if the respective sensor value was scored as being at risk during a specific time frame. Wang et al. [241] followed another approach and combined sketches with CHARTS by augmenting pie and bar charts with depictions of different postures. In three cases, physical objects were used for summarized feedback [67, 186, 232]. They all used LEDs on a sketched chair that was attached to the side of the chair. These LEDs could display the most dominant postures of the previous half-hour; see Figure 6a for one example.

Three publications used less common methods to give summarized feedback. One is Khurana et al. [101], who used gamification [26] in the form of badges that could be earned, such as "exercise your neck for 3 minutes", visible in Figure 5d. Further, Murata and Shibuya [151] used a posture score, i.e., the proportion of time spent in a good sitting posture in the last hour, and a ranking comparing user's scores. Finally, Min et al. [143] showed the user a cartoon dog they had to keep healthy by adjusting their sitting behavior. They used status bars to display various parameters. For instance, if the user leaned too much toward the right, a bar indicating the dog's saturation would decrease. If these bars decreased to a critical level, the dog blinked, rotated its head, or panted. As the user performed countermeasures, the dog's animation responded accordingly, and its status improved.

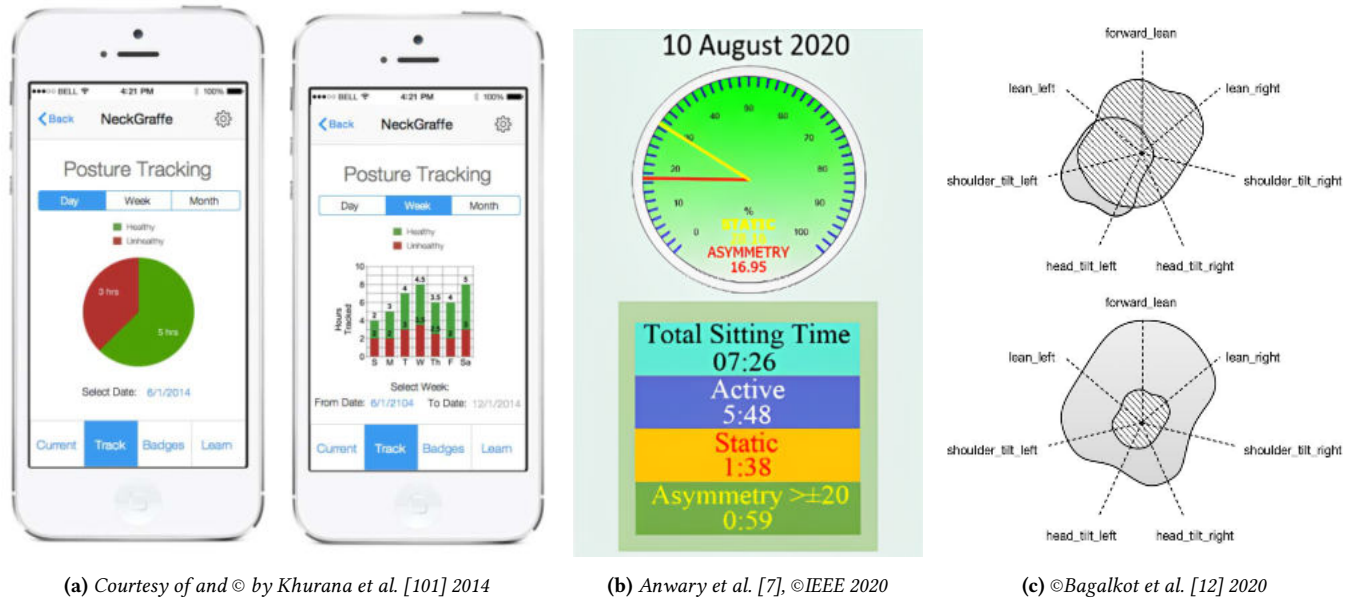


Figure 4: Examples of SUMMARIZED visual feedback showing information about the user’s sitting posture through CHARTS: a bar chart showing time spent in different postures and a pie chart visualizing posture balance (a), a dial chart displaying time spent in different postures (b), and a rounded start plot visualizing multiple sitting posture parameters, like head and shoulder tilt (c).

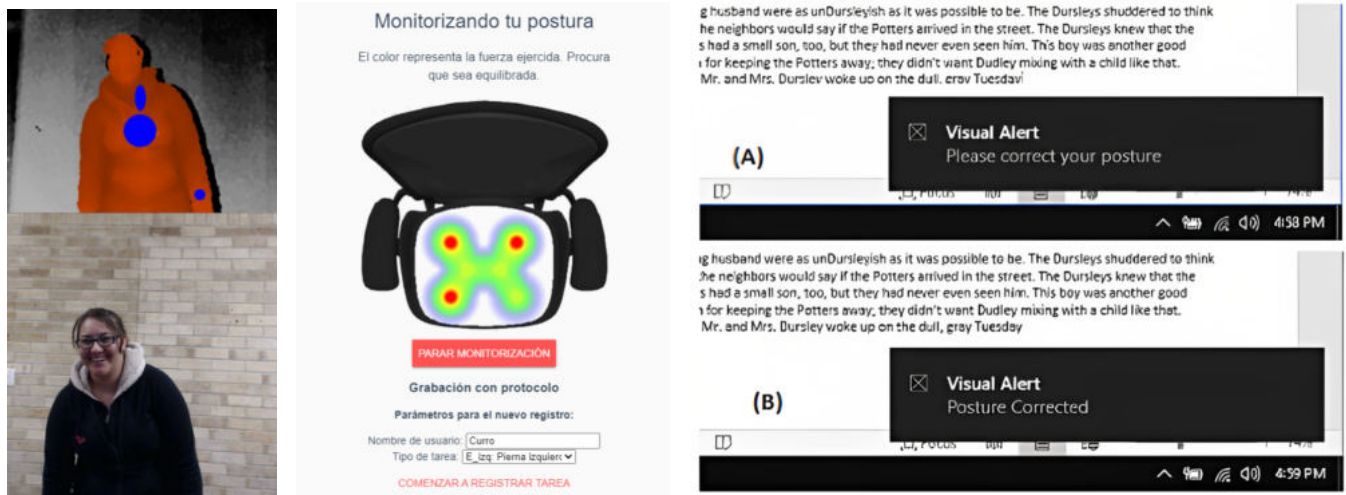
4.1.2 Real-Time Feedback. The more common (66/69) type of visual feedback we found is given in REAL-TIME. A small subset of 8 publications used IMAGES AND VIDEOS to do so. For example, Taieb-Maimon et al. [219] showed the user a picture of their current sitting posture next to a previously taken reference picture after a fixed time. Sigurdsson and Austin [201] and Sigurdsson et al. [202] showed the users live video footage of themselves through which they had to score their posture. Another approach was followed by Taylor et al. [225], who used a large screen as a mirror, as shown in Figure 5a. The live video was then augmented by highlighting the parts of the user’s body that deviated from good posture or, as a more general feedback, by displaying fog. TEXT MESSAGES have also been used to give real-time feedback (19/66), including prompts suggesting the user should change their posture, take a break, or exercise (e.g., [4, 105, 115, 209]); see Figure 5c for an example. More specific written suggestions on how to improve the current posture were also given (e.g., [27, 148]), as well as encouraging messages for sitting with a good posture [47].

We found 20 publications that explored the use of CHARTS to give REAL-TIME feedback, including straightforward approaches such as bars being colored green or red depending on muscle activation [64, 165] or lines oriented according to the current angle of the user’s lower and upper back [170]. Others used a line chart showing how much the shoulders are bent [227] and dial charts displaying the asymmetries of the current posture [6]. Jaimes [89] displayed a red and green bar over which a black bar moved, representing the user’s left-right balance. Wang et al. [241] used a scatterplot with circles scaled according to the sensors’ pressure values. Some publications feature heatmaps of the current pressure values [37, 255], with

Wang and Yu [240] creating a three-dimensional heatmap in the form of a chair.

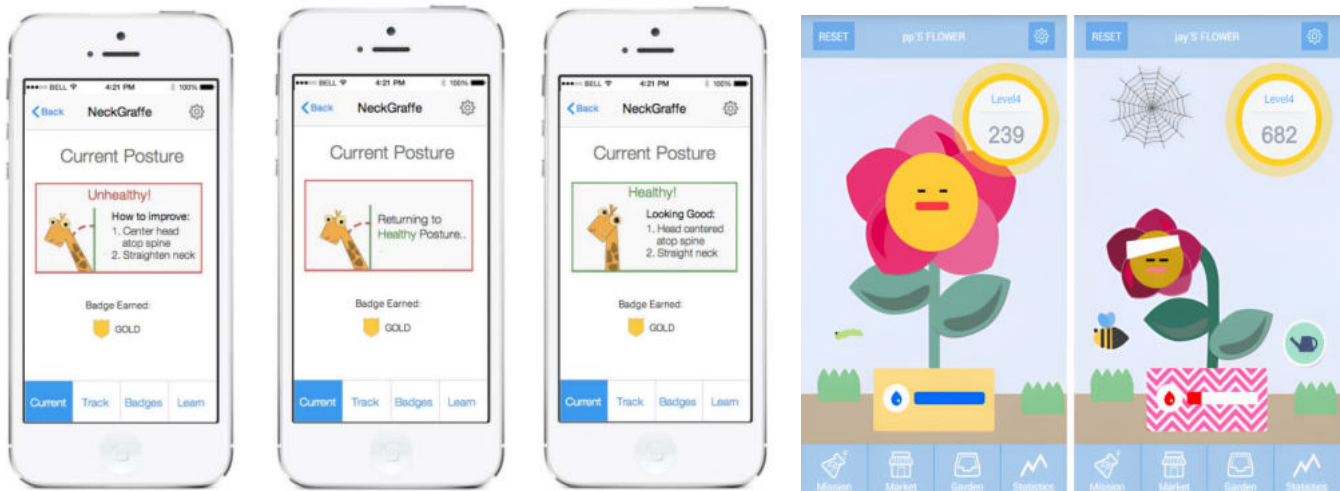
A total of 25 publications used SKETCH-LIKE DEPICTIONS to visualize their REAL-TIME sitting posture feedback. Kim et al. [102] displayed a turtle with a bent neck, referring to the "turtle-neck syndrome," which is how sitting with a forward bent neck is referred to in South Korea. Others used sketches of chairs with additional information, such as a color-changing background [172], pressure distribution percentages [7], or at-risk positions [259]. Demmans et al. [44] proposed a face icon that changes its expression based on the posture – it appears green and smiling when sitting upright and red and crying when slouching. In another article, Lee et al. [118] showed a human figure sitting upright or hunching to represent good and bad posture. Sketches of different postures have also been used, such as by Breen et al. [31], who showed the user their current posture and a red circle if it was considered unhealthy. Zheng and Morrell [263] used sketches to show cues for improving the current posture and sketches of a human’s back and legs with colored circles where posture errors were detected. Further, Baptista et al. [15] explored a virtual skeleton to show the user their current posture and a suggested posture with arrows indicating the necessary movements to reach it.

Visual REAL-TIME feedback was also provided through PHYSICAL OBJECTS ranging from simple LEDs to complex objects that deform according to the user’s posture. Of the 66 papers exploring REAL-TIME feedback, 16 used physical objects. One such technique is data physicalization, defined by Jansen et al. [91] as “a physical artifact whose geometry or material properties encode data.” An early approach by Daian et al. [40] introduced a physical agent on the desk, which turned its back to the user if an inappropriate



(a) Courtesy of and © by Taylor et al. [225] 2013 (b) © CC BY Luna-Perejon et al. [131] 2021

(c) ©Kiran et al. [105] 2021



(d) Courtesy of and © by Khurana et al. [101] 2014

(e) Hong et al. [74], ©ACM 2015

Figure 5: Examples of REAL-TIME visual feedback: using IMAGES AND VIDEOS on a smart mirror where body parts that deviate from good posture are highlighted (a), a sketched chair with a heatmap of the pressure combining CHARTS with SKETCH-LIKE DEPICTIONS (b), utilizing TEXT MESSAGES through a desktop notification (c), an anthropomorphized giraffe with information and suggestions about the user's sitting posture (d), and an anthropomorphized flower enhanced through gamification (e).

posture was detected and moved from side to side to suggest a break. Hong et al. [75] created a physical flower, shown in Figure 6c, that can imitate the angle of the user's back while changing the color of its stem with LEDs from green to yellow as an analogy of poor health. Ferreira et al. [58] developed an origami structure that appears less symmetrical as the user's posture deteriorates. Another PHYSICAL OBJECT that has been used is ambient lights. Most approaches attach LEDs somewhere on the desk, which light up or blink to give feedback about improper posture [4, 67, 117, 162, 174, 186, 232]. Lee et al. [118] encased lights in an ambient display shaped like a cloud and moon and placed them next to the computer display. The two elements glowed dimly if the user

sat in a low-risk posture and flashed red if in a high-risk posture. The physical flower of Hong et al. [75] also uses ambient lights, as described above. Others integrated LEDs into the clothes of the user. Özgül and Patlar Akbulut [267] attached an LED to a vest, while Nishida and Tsukada [156] sewed LEDs into the sleeves of a sweater and Soltani Nejad [207] into the sleeves and the front of a shirt, as shown in Figure 6b. Wölfel [245] projected feedback onto a wall before the user. They used an anthropomorphic flower that imitates the user's posture. Even though they work visually, ambient lights and projections are more comparable to aural and vibrotactile feedback regarding privacy, as other people around the user could easily see their light.




Figure 6: Examples of visual feedback using physical objects: LEDs on an enclosure attached to the side of a chair (a), LEDs attached to a shirt’s sleeves and back (b), and an artificial flower that can bend its stem to mirror the user’s posture (c).

We summarized eight less common approaches to visual real-time feedback in the category OTHER. Four publications present more straightforward methods, such as Duffy and Smeaton [47], who dimmed the monitor’s brightness if the users had a bad posture. Others flashed the computer- [85] or smartphone- [123, 124] display to alert the user of a bad sitting posture. Shin et al. [198] explored a more complex method called “Relational Norm Intervention”, which uses negative reinforcement and the desire of people not to disturb others. They, therefore, introduce a second person called “helper”. The helper’s phone gets blocked if the user sits in a bad posture and does not change it after receiving a vibrotactile notification. The helper can then send a push notification to the user, optionally with a text message. Finally, Dib and Sturmey [45] let an instructor model the correct posture to the participants.

CHARTS with SKETCH-LIKE DEPICTIONS were used together in three cases. Wang et al. [239] combined a dial chart for the angles of the back and head with a bell-shaped symbol. Min et al. [143] used a cartoon dog and status bars as described above. Flutur et al. [60] used a sketched human sitting on a chair with overlaid circles representing the used sensors. These circles’ colors change based on the sensors’ states, which were inactive, correct, moderate, and incorrect. Three other publications combined a chair sketch with a heatmap displaying pressure distribution [131, 140, 164], of which one example can be seen in Figure 5b. CHARTS have been combined with IMAGES AND VIDEOS three times and once with TEXT MESSAGES [209]. Jaimes [89] and Ishimatsu and Ueoka [84, 85] represented the user’s posture with angled lines over live webcam footage.

We found six publications that combined SKETCH-LIKE DEPICTIONS with TEXT MESSAGES. One example is the approach by Özgül and Patlar Akbulut [267], who showed cartoons and explanations of good and bad postures. Another one by Khurana et al. [101] showed an anthropomorphized giraffe whose neck angle and facial expression encode the user’s posture. They, additionally, displayed general information about sitting posture and suggestions on how the user can improve theirs. While multiple publications showed sketches of a person on a chair with some information [151, 157, 224], Murata and Shibuya [151] added red circles around zones for which a bad

posture was detected and provided additional information on how to correct them. Nizam et al. [157] showed arrows suggesting posture changes and a text explanation. The sketched human of Tavares et al. [224] adopted different postures while a text told the user that their stance was incorrect or suggested taking a break. Ochoa et al. [159] used an image of a human spine and added colored text labels for parts of the spine if the sensor of the corresponding section detected a bad posture.

Two publications combined physical objects with other feedback types. Haller et al. [70] created digital and physical flowers that imitated the user’s posture and were able to shake themselves to motivate the user to do a training session. Hong et al. [74] combined an anthropomorphized flower with gamification in the form of points that can be used to customize the flower, badges that can be earned, and levels. Some of these features can be seen in Figure 5e. The system lets the user take care of the flower through proper sitting. Suggestive missions unrelated to sitting, such as cleaning the room or drinking water, were integrated. Finally, users can put fully grown flowers into a garden where they show statistics, and the user can start a new flower.

Finally, two publications combined more than two visual feedback types we defined. Shen et al. [196] created a heatmap of the pressure distribution, a bar chart of the sensors’ pressure values, a sketch of a human representing the user’s current posture, and a text message that encourages the user to do exercises or relax. Further, Speir [209] drew colored circles at the sensor positions on an image of their chair, using red for sensors that showed a deviation from the reference posture. An additional text suggested that the user should change their posture.

4.2 Active Correction

Out of the 104 publications featuring feedback, we found 14 that present feedback that actively corrects the user’s posture. One example is the publication by Kiran et al. [105], who used Electrical muscle stimulation (EMS) to cause involuntary muscle contraction. Another approach by Ishimatsu and Ueoka [85] consists of a system that gives physical feedback by pushing wooden beads attached



(a) Shen et al. [196], ©Springer Nature 2021

(b) Shin et al. [200], ©ACM 2019

(c) Fujita et al. [63], ©ACM 2021

Figure 7: Examples of actively correcting the user's sitting posture: inflatable bladders on a chair (a), a self-adjusting computer display that can be tilted (b), and the combination of a self-adjusting chair that can be inclined and a sit-stand desk (c).

to sticks up the user's back. A further technique for active sitting posture correction is using bladders that can be inflated or deflated to improve the user's posture [117, 137, 154, 167, 196, 231], for example, Figure 7a.

Other researchers built systems that adjust the user's workstation to influence their posture directly or indirectly. One way is to move the computer monitor [197, 200] or the content in a Virtual Reality (VR) environment [199] to get the user to adjust their posture, for example, Figure 7b. Fujita et al. [63] built a chair that can change the angle of its seat, as shown in Figure 7c. Bailly et al. [13] developed an active workstation to move and rotate the keyboard, mouse, and monitor with actuators to avoid bad sitting postures. Wu et al. [253] used a Microsoft Kinect to measure the user's dimensions and calculate the optimal chair and desk height and positions for the keyboard, chair, and monitor. Using additional hardware that can actively change how someone is sitting is the most elaborate way to give feedback about sitting posture. We assume that such methods have disadvantages due to cost and size compared to other methods, while we also see a great advantage because they can improve the user's posture without their attention. This passive functionality might be crucial, for example, if the user has limited mobility or needs to focus on their current task, such as driving a vehicle.

4.3 Aural and Vibrotactile Feedback

Other non-visual feedback modalities are sound (aural) and vibration (vibrotactile), for which we found 32 and 33 papers, respectively. Most aural feedback was provided through simple sounds (e.g., [227, 249]), while others gave verbal instructions or warnings in person [45, 52, 64] or via recordings [40, 105, 149, 159]. Vibrotactile feedback was given through a single actuator (e.g., [17, 94]) or with multiple actuators to be able to focus the area where a deviation from a good posture was detected (e.g., [81, 82, 262, 263]). These types of feedback have the potential drawback of being heard by others. This is possible if audio is played through speakers or if the actuators of vibrotactile feedback are mounted in a way that amplifies the vibrating sounds, like on the wooden board of a chair. These sounds might disturb others, such as coworkers or family members, or make the user uncomfortable if others know about their need for feedback about sitting.

4.4 Evaluation of Sitting Posture Feedback Through User Studies

This section gives an overview of the publications evaluating sitting posture feedback. Of the 104 publications featuring feedback, 57 evaluated their approaches through 64 user studies. In the following, we provide some insights into their design, especially regarding their overall setup and the modalities studied. We first take a detailed look at the type of study, the duration, the number of participants, and the investigated measures. Then, we briefly summarize the studies' setups and results. A complete table with details of the studies can be found in the supplementary material.

4.4.1 Study types and tasks. We followed the classification of study types by Voit et al. [235] and identified 37 lab studies, 25 in-situ studies, one online, and one VR study. Study tasks were mainly related to regular PC tasks (51/64), such as specified tasks in typing (16/51), reading (6/51), and watching movies/playing games (2/51). In 31 cases, participants could do their own PC tasks. There were also sedentary tasks within special contexts (8/64), e.g., within schools [52], teens' daily life [124], or healthcare workers' tasks (5/8). Other tasks (6/64) focused mainly on testing or using the feedback.

4.4.2 Study duration and number of participants. Figure 8 shows the distribution of the studies' number of participants and their duration. Most studies comprised only one short session (40/64), and only 11 of the 24 studies that ran over multiple days had 12 or more participants. The average number of participants is 15, thus above the CHI average of 12 found by Caine [33]. For four studies, there is no information about the duration of the study, while for one, the number of participants was not stated clearly. These are not included in the charts. The time we report describes the time frame of a study, not only the intervention periods. Further, the maximum duration was taken in cases where the duration varied between participants. For example, the study by Dib and Sturmey [45] consisted of weekly 30-minute sessions over three to four months. This is depicted as a 4-month study in Figure 8, or in other words, as $4 * 30 * 24 = 2880$ hours (*months * days * hours*).

4.4.3 Measurements. We identified *posture behavior*, *usability/ User Experience (UX)*, *comfort*, *task performance*, and *open feedback* as categories for recorded evaluation data. Posture behavior (recorded

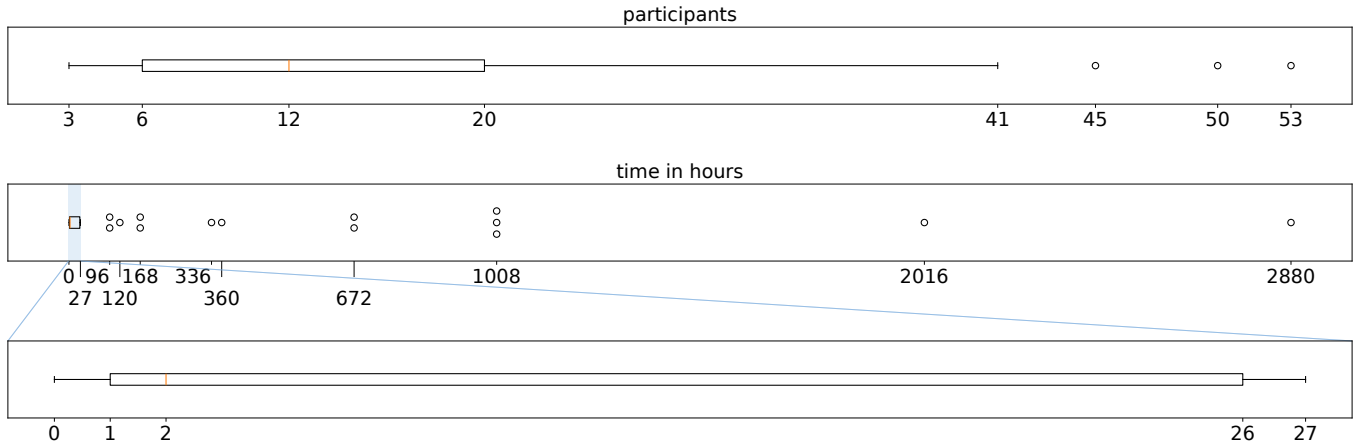


Figure 8: The distribution of the number of participants and the duration of the user studies evaluating sitting posture feedback in the literature. Please note that only 60 of 64 user studies are included, as four are missing one of the two displayed values.

by 54/64 studies) was analyzed through measurements of the posture, as well as subjective judgments of the participants. Usability/UX (25/64) entailed questionnaires regarding the latter. Comfort (10/64) refers to measures regarding participants' sitting comfort or pain. Task performance (8/64) records the speed or accuracy of a primary task while sitting, self-monitoring, or correcting one's posture. Open feedback (10/64) comprised qualitative free-form answers in questionnaires or interviews. There are studies solely investigating posture guidance (27/64), usability (4/64), open feedback (2/64), or task performance (1/64). The others used a combination of those measures. Most studies report positive effects of feedback on these measures. We summarize the tendencies of these results in the following section. We are, however, not looking at the results in detail as the studies are very heterogeneous and lack standard definitions for (good) postures and methods to measure health improvements. We discuss this further in Section 5.2.

4.4.4 Feedback Details and Results.

Active. Active feedback was evaluated through 10 user studies. Four investigated approaches that move a (virtual) monitor to influence sitting posture [197, 199, 200], and two created an automatically adjusting workspace [13, 253]. Three studied an inclining chair [63], and one an inflatable chair to increase comfort [154]. Only two studies report mixed results regarding UX [63], while the rest present positive results for improving sitting posture and other measures.

Aural. Our review revealed four studies investigating aural feedback [11, 52, 180, 258], all of which used simple sounds to signal that the user should improve their sitting posture. Ribeiro et al. [180] and Epstein et al. [52] report mixed results regarding posture, while the rest found positive influences.

Vibration. Ten studies investigated vibrotactile feedback. Five studied setups with one source for vibration, while the others used up to 6 actuators to provide feedback where the users' posture needed improvement. One unique case we want to highlight is the second study by O'Brien and Azrin [158] investigating vibrating

bone conductors. All studies evaluating changes in sitting posture reported positive results. Notably, Zheng and Morrell [264] did not measure the feedback's effect on sitting posture but reported a negative impact on the users' performance. The informal study by Johnson et al. [94] found increased posture awareness but mixed results regarding UX.

Visual. The most studied (15/64) single feedback modality is visual, with 15 out of the 64 studies. Real-time feedback was studied in all 15 studies, while two also studied summarized feedback. All types of visual feedback have been studied: text messages (4/15), sketch-like depictions (6/15), charts (4/15), images or videos (4/15), physical objects (3/15), and others (2/15). The studies investigating other types are by Murata and Shibuya [151], who investigated sitting scores comparing users, and Duffy and Smeaton [47], who dimmed the monitor's brightness. Five studies found mixed results [44, 201, 209, 241, 245], while the others reported a positive influence on posture, preference, comfort, and awareness.

Multiple Modalities. Most of the studies (25/64) incorporated more than one modality. Visual feedback is featured in most of these studies (22/25), followed by vibrotactile (16/25), aural (14/25), and active (4/25). In 13 cases, modalities were combined, while the other 12 studies conducted a comparative analysis. Of the studies that combined methods, two report mixed results [186, 202], while the rest describe a positive influence of their feedback on posture, preference, and UX. The comparative studies provide various interesting results. Four studies could not reveal significant differences between the compared methods [27, 263]. Three showed the advantage of combining multiple modalities over single ones [64, 67, 198]. Two studies revealed an advantage of active over visual [85, 105] and aural [105] feedback. The other studies found vibrotactile feedback to be more appropriate than aural [116], visual being preferred over aural [4], vibrotactile resulting in higher awareness while being more disruptive than visual, and a physical flower being less disruptive than a digital one [70].

5 DISCUSSION

Based on our review, we discuss our findings regarding sitting posture feedback and recognition in the following sections. We comment on the literature and suggest aspects to consider when building sitting posture systems. We further suggest and speculate about future research directions and reflect upon the limitations of our work. Our findings provide an overview of the topic and some guidance for future research.

5.1 Sitting Posture Recognition

Although many different approaches have been explored, most sitting posture recognition solutions in the literature use one type of sensor. The most prominent are Thin and Flexible Pressure Sensors (TFPS). They are usually built into a chair where the users do not see or notice them. They seem natural to measure weight distribution on a chair, are easy to use, can be made portable, and offer the broadest literature basis. The long-term popularity of such systems and high posture recognition accuracy make a strong case for their simplicity. Combinations of sensors, however, can offer more detailed posture data and additional measures. For example, wearable motion sensors or distance sensors at the backrest of a chair can complement TFPS with data about the user's back or other body parts. Some tasks might benefit from other combinations, like temperature and pulse sensors, as suggested by Kumar and Sridhar [109]. Vision-based setups can demonstrate their accuracy advantage when they are used to check and calibrate other systems, as suggested by Kappattanavar et al. [97]. The choice of hardware also depends on the user. For example, sensors that must be worn can be uncomfortable for some people. On the other hand, a mobile setup might be necessary for people who regularly sit in different or public places. The user's context can also be relevant, such as a work environment that does not allow cameras due to privacy issues. In general, we see the various approaches to measuring someone's sitting posture as a great strength of the field. One can choose the most fitting approach based on available space, cost, privacy, portability, and desired accuracy. **Thus, we suggest carefully considering the task and users before selecting sitting posture recognition technologies. Further, we suggest starting with a simple solution and only adding complexity as necessary.**

We further propose the field aims to integrate sitting posture recognition into existing devices like smartphones and wearable devices. This would greatly increase the spread and ease of use of the technology. Current wearable smart devices like watches and wristbands are already optimized for comfort, can detect movement, and suggest breaking up inactivity. To our knowledge, they cannot yet differentiate sitting postures. However, recent work by Mollyn et al. [147] shows the possibility of combining devices like smartphones, smartwatches, and earbuds to determine full-body posture. Future work should advance this technology and investigate its feasibility for accurate sitting posture recognition. **We recommend integrating posture recognition into existing devices to make it accessible to as many people as possible. This would also raise awareness of the influence of sitting posture on health and knowledge of better sitting habits.**

5.2 Sitting Posture Feedback

The most used feedback for sitting posture in the literature is visual (69/104), followed by vibrotactile (33/104), aural (32/104), and active (14/104). The strength of visual feedback lies in its versatility and the granularity of conveyable information. It includes blinking LEDs, physical objects that mirror the user's posture, and screen-based feedback. Visualizations on a screen can range from simple forms to temporal data on changes in posture over time. Additionally, numerous hardware options are available for conveying this information, including standard monitors, mobile devices, and simpler solutions such as an Arduino. **Thus, we recommend visual feedback, especially for prototyping, as it is a straightforward solution with many possibilities.**

Visual feedback does, however, not outperform the other modalities. Additionally, depending on the user's capabilities, some modalities might not work at all. For example, visual or hearing impairments rule out the corresponding feedback. Active feedback, such as self-adjusting computer displays, is likely more expensive, but people with decreased mobility could greatly benefit from active systems such as self-inflating bladders. Active feedback additionally has a higher customization demand, which means that it will need to be more adaptable to each individual than, for example, visual feedback. For example, when adjusting the monitor height, the user's anatomy needs to be taken into account, which will, of course, vary depending on each individual. Aural feedback can be given with limited or no desk and screen space. Further, aural feedback highly depends on whether the environment allows for the use of speakers or headphones. Using speakers can disturb other people, while users with aural tasks might not be able to use aural feedback at all. These examples show the importance of knowing the users and their tasks when designing sitting posture feedback. **We suggest building modular and fully customizable feedback systems that can adapt to users' preferences and needs to provide a satisfying and motivating experience for the broadest range of individuals.**

We found several ways to recognize posture and offer feedback in the literature. A positive impact on various measures has been found. Many studies indicate a positive influence of sitting posture feedback on measures such as posture, awareness, and comfort [44, 151]. However, all 64 surveyed studies investigated the short-term effects of single solutions. Most frequently measured is some form of posture behavior, like compliance with a particular posture to the time spent in different postures. Although similar, these results are not necessarily comparable between the studies. Detailed insights about the interaction between the individual elements of feedback approaches and the vast aspects of users' health still need to be clarified. Due to the lack of comparability, it is not easy to draw general conclusions on the effectiveness of different feedback modalities. **Thus, better comparability of postures and their effects on health is needed to further our knowledge about the long-term effects.**

Further, it is interesting to note that none of the studies we found considered the usability and UX aspect, which means there is an opportunity to delve deeper and gain valuable insights. Tasks outside of office work are rarely studied, but we see the potential for future work in sitting posture guidance systems beyond office work.

Private use, schools, and demanding occupations like healthcare or truck driving could greatly benefit from sitting posture feedback. From the technological side, we see potential for using mixed reality and wearable devices. **We suggest future work to explore sitting posture feedback in the context of usability, settings other than offices, and an even broader range of output technologies.**

To advance the field toward comparability and gain more general insights, we recommend addressing a series of open questions:

- Which postures are considered good or bad?
- How many postures must be distinguished to define healthy and unhealthy sitting behavior?
- As recent research suggests, is changing postures frequently and taking breaks enough to sit healthy?
- What impact does the duration of sitting have on the healthiness of a posture?
- How can we measure the influence of different sitting behaviors on health?
- Can we measure and isolate the effects of interventions and compare them?
- Which recognition technologies can identify all the required postures, and are they consistent with each other?

Once we have established these aspects, we can study the long-term effects of feedback on sitting posture and overall health:

- How long do the potential positive effects last? Do we need to use these systems periodically, only once for a certain amount of time, or constantly? In other words, do we need a permanent augmentation or only temporary guidance to improve our sitting?

We see the need for cross- and inter-disciplinary research between the HCI and the medical community to answer these questions and advance the positive influence that sitting posture recognition and feedback can provide.

5.3 Limitations

Using a systematic approach to conducting a literature review, like PRISMA⁴ or QUOROM [146], has advantages but also limitations. The PRISMA guidelines were developed for the medical field and are, as argued by Rogers and Seaborn [183], “not actually appropriate for [HCI].” We also followed their recommendation to search multiple databases at various times. We looked through all the citations and references of the publications we identified as relevant to sitting posture recognition or feedback. However, the main drawback of our approach is that we did not document all exclusions properly, which is a disadvantage compared to PRISMA. In conclusion, we support and encourage the discussion about systematic reviews in HCI [183, 212] and hope for clear and useful guidelines for our community. While our citation and reference search method offers significant benefits, we urge anyone not following PRISMA to document all excluded papers meticulously.

6 CONCLUSION

Our work presents a literature review (N=223) on sitting posture recognition and feedback. We contribute an extensive overview and

categorization of various types of hardware for recognition, feedback modalities, and visual feedback types. Further, an overview of user studies evaluating visual feedback is provided. We also offer detailed tables for all of these aspects. Our findings include the prevalence of pressure sensors and visual feedback. However, we found advantages and disadvantages inherent to all techniques and no one-size-fits-all solution. Less-used technologies are not necessarily less effective; it depends on the use case. The same also applies to feedback. We suggest offering various methods and customizability for the users, as their needs are crucial. Existing user studies indicate positive results but focus on single solutions and short-term effects. We provide open questions to advance our knowledge about recognizing sitting posture and giving feedback that can improve users’ health in the long term. There is great potential in recognizing sitting posture and giving feedback to lessen the adverse health effects of the increasing time we spend sitting, whether voluntary, presupposed by certain occupations, or necessary due to limited mobility. Current statistics and trends about sitting time show that this topic will gain even more significance. We hope our contribution will stimulate and drive further research in this area.

ACKNOWLEDGMENTS

Katrin Angerbauer and Sven Mayer were supported by the Deutsche Forschungsgemeinschaft (DFG, German Research Foundation), Project-ID 251654672-TRR 161. The work was also supported by the DFG under Germany’s Excellence Strategy – EXC 2075 – 390740016 and the Stuttgart Center for Simulation Science (SimTech). We also thank the International Max Planck School for Intelligent Systems (IMPRS-IS) for supporting us.

REFERENCES

- [1] Jawad Ahmad, Henrik Andersson, and Johan Siden. 2017. Sitting posture recognition using screen printed large area pressure sensors. In *Proc. SENSORS*. IEEE, New York, NY, USA, 1–3. <https://doi.org/10.1109/icsens.2017.8233944>
- [2] Jawad Ahmad, Johan Siden, and Henrik Andersson. 2021. A Proposal of Implementation of Sitting Posture Monitoring System for Wheelchair Utilizing Machine Learning Methods. *Sensors* 21, 19 (Sept. 2021), 6349. <https://doi.org/10.3390/s21196349>
- [3] ShiHyun Ahn, YoungJin Jeong, DongHyun Kim, and HyunDeok Kim. 2015. Development of the non-wearable system with FSR sensors for correction of sitting position. In *Proc. Int. Conf. Computing Technology and Information Management (ICCTIM)*. IEEE, New York, NY, USA, 140–143. <https://doi.org/10.1109/icctim.2015.7224608>
- [4] Reem Alattas and Khaled Elleithy. 2014. Detecting and Minimizing Bad Posture Using Postuino among Engineering Students. In *Proc. Artificial Intelligence, Modelling and Simulation (AIMS)*. IEEE, New York, NY, USA, 344–349. <https://doi.org/10.1109/aims.2014.55>
- [5] Ali Albarrati, Hamayun Zafar, Ahmad H. Alghadir, and Shahnwaz Anwer. 2018. Effect of Upright and Slouched Sitting Postures on the Respiratory Muscle Strength in Healthy Young Males. *BioMed Research International* 2018 (25 Feb. 2018), 1–5. <https://doi.org/10.1155/2018/3058970>
- [6] Arif Reza Anwary, Hamid Bouchachia, and Michael Vassallo. 2019. Real time visualization of asymmetrical sitting posture. *Procedia Computer Science* 155 (2019), 153–160. <https://doi.org/10.1016/j.procs.2019.08.024>
- [7] Arif Reza Anwary, Michael Vassallo, and Hamid Bouchachia. 2020. Monitoring of Prolonged and Asymmetrical Posture to Improve Sitting Behavior. In *Proc. Data Analytics for Business and Industry: Way Towards a Sustainable Economy (ICDABI)*. IEEE, New York, NY, USA, 1–5. <https://doi.org/10.1109/icdabi51230.2020.9325598>
- [8] Marilda Ardito, Fabiana Mascolo, Martina Valentini, and Francesco Dell’Olio. 2021. Low-Cost Wireless Wearable System for Posture Monitoring. *Electronics* 10, 21 (Oct. 2021), 2569. <https://doi.org/10.3390/electronics10212569>
- [9] Anass Arrogi, Filip Boen, and Jan Seghers. 2019. Validation of a smart chair and corresponding smartphone app as an objective measure of desk-based sitting.

⁴<https://prisma-statement.org/>

- Journal of Occupational Health* 61, 1 (2019), 121–127. <https://doi.org/10.1002/1348-9585.12033>
- [10] Jehangir Arshad, Hafiza Mahnoor Asim, Muhammad Adil Ashraf, Mujtaba Husain Jaffery, Khurram Shahib Zaidi, and Melkamu Deressa Amentie. 2022. An Intelligent Cost-Efficient System to Prevent the Improper Posture Hazards in Offices Using Machine Learning Algorithms. *Computational Intelligence and Neuroscience* 2022 (18 Aug. 2022), 1–9. <https://doi.org/10.1155/2022/7957148>
 - [11] N. Azrin, H. Rubin, F. O'Brien, T. Ayllon, and D. Roll. 1968. Behavioral engineering: postural control by a portable operant apparatus. *Journal of Applied Behavior Analysis* 1, 2 (1968), 99–108. <https://doi.org/10.1901/jaba.1968.1-99>
 - [12] Naveen L. Bagalkot, Gaurav Singh, Vineeta Rath, Tomas Sokoler, and Anchit Shukla. 2019. ReRide: A Bike Area Network for Embodied Self-monitoring during Motorbike Commute. In *Proc. Tangible, Embedded, and Embodied Interaction (TEI)*. ACM, New York, NY, USA, 443–450. <https://doi.org/10.1145/3294109.3300986>
 - [13] Gilles Bailly, Sidharth Sahdev, Sylvain Malacria, and Thomas Pietrzak. 2016. LivingDesktop: Augmenting Desktop Workstation with Actuated Devices. In *Proc. Human Factors in Computing Systems (CHI)*. ACM, San Jose California USA, 5298–5310. <https://doi.org/10.1145/2858036.2858208>
 - [14] Junrong Bao, Wenfeng Li, Jian Li, Yanhong Ge, and Chongzhi Bao. 2013. Sitting Posture Recognition based on data fusion on pressure cushion. *Indonesian Journal of Electrical Engineering and Computer Science* 11, 4 (April 2013), 1769–1775. <https://doi.org/10.1109/ijecs.2013.6773032>
 - [15] Renato Baptista, Michel Antunes, Abd El Rahman Shabayek, Djamilia Aouada, and Bjorn Ottersten. 2017. Flexible feedback system for posture monitoring and correction. In *Proc. Int. Conf. Image Information Processing (ICIIP)*. IEEE, New York, NY, USA, 1–6. <https://doi.org/10.1109/iciip.2017.8313687>
 - [16] Ricardo Barba, Ángel P. de Madrid, and Jesús G. Boticario. 2015. Development of an Inexpensive Sensor Network for Recognition of Sitting Posture. *International Journal of Distributed Sensor Networks* 11, 8, Article 161 (Aug. 2015), 1 pages. <https://doi.org/10.1155/2015/969237>
 - [17] Vincent J. Barone, Michelle C. Yuen, Rebecca Kramer-Boniglio, and Kathleen H. Sienko. 2019. Sensory garments with vibrotactile feedback for monitoring and informing seated posture. In *Proc. Soft Robotics (RoboSoft)*. IEEE, New York, NY, USA, 391–397. <https://doi.org/10.1109/roboSoft.2019.8722795>
 - [18] Elke Beck, Kai Von Holdt, Jochen Meyer, and Susanne Boll. 2019. Sneaking Physical Exercise into Sedentary Work Life: Design Explorations of Ambient Reminders in Opportune Moments. In *Proc. Healthcare Informatics (ICHI)*. IEEE, New York, NY, USA, 1–7. <https://doi.org/10.1109/ICHI.2019.8904662>
 - [19] Sun Bei, Zeng Xing, Liu Taocheng, and Lu Qin. 2017. Sitting posture detection using adaptively fused 3D features. In *Proc. Information Technology, Networking, Electronic and Automation Control (ITNEC)*. IEEE, New York, NY, USA, 1073–1077. <https://doi.org/10.1109/itnec.2017.8284904>
 - [20] Marco Benocci, Elisabetta Farella, and Luca Benini. 2011. A context-aware smart seat. In *Proc. Int. Workshop Advances in Sensors and Interfaces (IWASI)*. IEEE, New York, NY, USA, 104–109. <https://doi.org/10.1109/iwasi.2011.6004697>
 - [21] Daniele Bibbo, Federica Battisti, Silvia Conforto, and Marco Carli. 2018. A non-intrusive system for seated posture identification. In *Proc. e-Health Networking, Applications and Services (Healthcom)*. IEEE, New York, NY, USA, 1–5. <https://doi.org/10.1109/healthcom.2018.8531165>
 - [22] Daniele Bibbo, Marco Carli, Silvia Conforto, and Federica Battisti. 2019. A Sitting Posture Monitoring Instrument to Assess Different Levels of Cognitive Engagement. *Sensors* 19, 3 (Jan. 2019), 455. <https://doi.org/10.3390/s19030455>
 - [23] Daniele Bibbo, Silvia Conforto, Maurizio Schmid, and Federica Battisti. 2020. The Influence of Different Levels of Cognitive Engagement on the Seated Postural Sway. *Electronics* 9, 4 (March 2020), 601. <https://doi.org/10.3390/electronics9040601>
 - [24] Stuart J.H. Biddle, Jason A. Bennie, Katrien De Cocker, David Dunstan, Paul A. Gardiner, Genevieve N. Healy, Bridgid Lynch, Neville Owen, et al. 2019. Controversies in the Science of Sedentary Behaviour and Health: Insights, Perspectives and Future Directions from the 2018 Queensland Sedentary Behaviour Think Tank. *International Journal of Environmental Research and Public Health* 16, 23 (Nov. 2019), 4762. <https://doi.org/10.3390/ijerph16234762>
 - [25] Nancy L. Black, Mathieu Tremblay, and Fandresena Ranaivosoa. 2022. Different sit:stand time ratios within a 30-minute cycle change perceptions related to musculoskeletal disorders. *Applied Ergonomics* 99 (Feb. 2022), 103605. <https://doi.org/10.1016/j.apergo.2021.103605>
 - [26] Ivo Blohm and Jan Marco Leimeister. 2013. Gamification. *Business & Information Systems Engineering* 5, 4 (June 2013), 275–278. <https://doi.org/10.1007/s12599-013-0273-5>
 - [27] Rik Bootsman, Panos Markopoulos, Qi Qi, Qi Wang, and Annick AA Timmermans. 2019. Wearable technology for posture monitoring at the workplace. *International Journal of Human-Computer Studies* 132 (Dec. 2019), 99–111. <https://doi.org/10.1016/j.ijhcs.2019.08.003>
 - [28] Katia Bourahmoune and Toshiyuki Amagasa. 2019. AI-powered Posture Training: Application of Machine Learning in Sitting Posture Recognition Using the LifeChair Smart Cushion. In *Proc. Int. Joint Conf. on Artificial Intelligence (IJCAI)*. IJCAI, California, USA, 5808–5814. <https://doi.org/10.24963/ijcai.2019/805>
 - [29] Katia Bourahmoune, Karlos Ishac, and Toshiyuki Amagasa. 2022. Intelligent Posture Training: Machine-Learning-Powered Human Sitting Posture Recognition Based on a Pressure-Sensing IoT Cushion. *Sensors* 22, 14 (July 2022), 5337. <https://doi.org/10.3390/s22145337>
 - [30] Andreas Braun, Sebastian Frank, and Reiner Wichert. 2015. The Capacitive Chair. In *Proc. Int. Conf. Distributed, Ambient, and Pervasive Interactions (DAPI)*. Springer Nature, Cham, 397–407. https://doi.org/10.1007/978-3-319-20804-6_36
 - [31] Paul P. Breen, Amer Nisar, and Gearoid O'Laughlin. 2009. Evaluation of a single accelerometer based biofeedback system for real-time correction of neck posture in computer users. In *Proc. Engineering in Medicine and Biology Society (EMBC)*. IEEE, New York, NY, USA, 7269–7272. <https://doi.org/10.1109/iembs.2009.5334726>
 - [32] Wenyu Cai, Dongyang Zhao, Meiyang Zhang, Yanan Xu, and Zhu Li. 2021. Improved Self-Organizing Map-Based Unsupervised Learning Algorithm for Sitting Posture Recognition System. *Sensors* 21, 18 (Sept. 2021), 6246. <https://doi.org/10.3390/s21186246>
 - [33] Kelly Caine. 2016. Local Standards for Sample Size at CHI. In *Proc. Human Factors in Computing Systems (CHI)*. ACM, New York, NY, USA, 981–992. <https://doi.org/10.1145/2858036.2858498>
 - [34] Kehan Chen. 2019. Sitting Posture Recognition Based on OpenPose. *IOP Conference Series: Materials Science and Engineering* 677, 3 (Dec. 2019), 032057. <https://doi.org/10.1088/1757-899x/677/3/032057>
 - [35] Jingyuan Cheng, Bo Zhou, M. Sundholm, and Paul Lukowicz. 2013. Smart Chair: What Can Simple Pressure Sensors under the Chairs' Legs Tell Us about User Activity?. In *Proc. Mobile Ubiquitous Computing, Systems, Services and Technologies (2013-01) (UBICOMM)*. IARIA, Wilmington, DE 19810, 81–84.
 - [36] L.C.K. Chin, Kok Seng Eu, Tee Tiong Tay, Choe Yung Teoh, and Kian Meng Yap. 2019. A Posture Recognition Model Dedicated for Differentiating between Proper and Improper Sitting Posture with Kinect Sensor. In *Proc. Symp. Haptic, Audio and Visual Environments and Games (HAVE)*. IEEE, New York, NY, USA, 1–5. <https://doi.org/10.1109/have.2019.8920964>
 - [37] Haeyoon Cho, Hee-Joe Choi, Chae-Eun Lee, and Choo-Won Sir. 2019. Sitting Posture Prediction and Correction System using Arduino-Based Chair and Deep Learning Model. In *Proc. Service-Oriented Computing and Applications (SOCA)*. IEEE, New York, NY, USA, 98–102. <https://doi.org/10.1109/soca.2019.00022>
 - [38] Hyeob Choi and Sukyung Park. 2015. Estimation of sitting posture by using the combination of ground reaction force. *Journal of Mechanical Science and Technology* 29, 4 (01 April 2015), 1657–1662. <https://doi.org/10.1007/s12206-015-0337-1>
 - [39] Wenzhe Cun, Rong Mo, Jianjie Chu, Suihuai Yu, Huizhong Zhang, Hao Fan, Yanhao Chen, Mengcheng Wang, et al. 2021. Sitting posture detection and recognition of aircraft passengers using machine learning. *Artificial Intelligence for Engineering Design, Analysis and Manufacturing* 35, 3 (Aug. 2021), 284–294. <https://doi.org/10.1017/s0890060421000135>
 - [40] I. Daian, A. M. van Ruiten, A. Visser, and S. Zubic. 2007. Sensitive chair. In *Proc. European Conf. Cognitive ergonomics: invent! explore! (ECCE)*. ACM, New York, NY, USA, 163–166. <https://doi.org/10.1145/1362550.1362583>
 - [41] Ida Damen, Lidewij Heerkens, Annabel van den Broek, Kimberly Drabbels, Olga Cherepennikova, Hans Brombacher, and Carine Lallemand. 2020. PositionPeak: Stimulating Position Changes During Meetings. In *Extended Abstracts Human Factors in Computing Systems (CHI EA)*. ACM, New York, NY, USA, 1–8. <https://doi.org/10.1145/3334480.3383054>
 - [42] Hadi Daneshmandi, Alireza Chooibneh, Haleh Ghaem, and Mehran Karimi. 2017. Adverse Effects of Prolonged Sitting Behavior on the General Health of Office Workers. *Journal of Lifestyle Medicine* 7, 2 (July 2017), 69–75. <https://doi.org/10.15280/jlm.2017.7.2.69>
 - [43] Kermit G. Davis and Susan E. Kotowski. 2014. Postural Variability: An Effective Way to Reduce Musculoskeletal Discomfort in Office Work. *Human Factors: The Journal of the Human Factors and Ergonomics Society* 56, 7 (Nov. 2014), 1249–1261. <https://doi.org/10.1177/0018720814528003>
 - [44] Carrie Demmans, Sriram Subramanian, and Jon Titus. 2007. Posture monitoring and improvement for laptop use. In *Extended Abstracts Human Factors in Computing Systems (CHI EA)*. ACM, New York, NY, USA, 2357–2362. <https://doi.org/10.1145/1240866.1241007>
 - [45] Nancy Ellen Dib and Peter Sturme. 2007. The Effects of Verbal Instruction, Modeling, Rehearsal, and Feedback on Correct Posture During Flute Playing. *Behavior Modification* 31, 4 (July 2007), 382–388. <https://doi.org/10.1177/0145445506296798>
 - [46] Zewei Ding, Wanqing Li, Philip Ogunbona, and Ling Qin. 2019. A real-time webcam-based method for assessing upper-body postures. *Machine Vision and Applications* 30, 5 (01 June 2019), 833–850. <https://doi.org/10.1007/s00138-019-01033-9>
 - [47] Paul Duffey and Alan F. Smeaton. 2013. Measuring the Effectiveness of User Interventions in Improving the Seated Posture of Computer Users. In *Proc. Int. Joint Conf. Ambient Intelligence (Aml)*. Springer Nature, Cham, 3–12. https://doi.org/10.1007/978-3-319-04406-4_2

- [48] Lucy E. Dunne, Pauline Walsh, Sonja Hermann, Barry Smyth, and Brian Caulfield. 2008. Wearable Monitoring of Seated Spinal Posture. *IEEE Transactions on Biomedical Circuits and Systems* 2, 2 (June 2008), 97–105. <https://doi.org/10.1109/tbcas.2008.927246>
- [49] Lucy E. Dunne, Pauline Walsh, Barry Smyth, and Brian Caulfield. 2006. Design and Evaluation of a Wearable Optical Sensor for Monitoring Seated Spinal Posture. In *Proc. Int. Symp. Wearable Computers (ISWC)*. IEEE, New York, NY, USA, 65–68. <https://doi.org/10.1109/iswc.2006.286345>
- [50] Ulf Ekelund, Jakob Tarp, Jostein Steene-Johannessen, Bjørge H Hansen, Barbara Jefferis, Morten W Fagerland, Peter Whincup, Keith M Diaz, et al. 2019. Dose-response associations between accelerometry measured physical activity and sedentary time and all cause mortality: systematic review and harmonised meta-analysis. *BMJ* 366 (Aug. 2019), 14570. <https://doi.org/10.1136/bmj.14570>
- [51] Bilal El-Sayed, Noura Farra, Nadine Moacdieh, Hazem Hajj, Rachid Haidar, and Ziad Hajj. 2011. A novel mobile wireless sensing system for realtime monitoring of posture and spine stress. In *Proc. Middle East Conf. Biomedical Engineering (MECBME)*. IEEE, New York, NY, USA, 428–431. <https://doi.org/10.1109/mecbme.2011.5752156>
- [52] Rhonda Epstein, Sean Colford, Ethan Epstein, Brandon Loye, and Michael Walsh. 2012. The effects of feedback on computer workstation posture habits. *Work* 41, 1 (2012), 73–79. <https://doi.org/10.3233/WOR-2012-1287>
- [53] Jheanel Estrada and Larry Vea. 2017. Sitting posture recognition for computer users using smartphones and a web camera. In *Proc. Region 10 Conf. (TENCON)*. IEEE, New York, NY, USA, 1520–1525. <https://doi.org/10.1109/tencon.2017.8228098>
- [54] Jheanel E. Estrada and Larry A. Vea. 2016. Real-time human sitting posture detection using mobile devices. In *Proc. Region 10 Symp. (TENSymp)*. IEEE, New York, NY, USA, 140–144. <https://doi.org/10.1109/tenconspring.2016.7519393>
- [55] Zhe Fan, Xing Hu, Wen-Ming Chen, Da-Wei Zhang, and Xin Ma. 2022. A deep learning based 2-dimensional hip pressure signals analysis method for sitting posture recognition. *Biomedical Signal Processing and Control* 73 (March 2022), 103432. <https://doi.org/10.1016/j.bspc.2021.103432>
- [56] Lin Feng, Ziyi Li, and Chen Liu. 2019. Are you sitting right?—Sitting Posture Recognition Using RF Signals. In *Proc. Pacific Rim Conf. Communications, Computers and Signal Processing (PACRIM)*. IEEE, New York, NY, USA, 1–6. <https://doi.org/10.1109/pacrim47961.2019.8985070>
- [57] Lin Feng, Ziyi Li, Chen Liu, Xiaojiang Chen, Xiao Yin, and Dingyi Fang. 2020. SitR: Sitting Posture Recognition Using RF Signals. *IEEE Internet of Things Journal* 7, 12 (Dec. 2020), 11492–11504. <https://doi.org/10.1109/ijiot.2020.3019280>
- [58] Maria José Ferreira, Ana Karina Caraban, and Evangelos Karapanos. 2014. Break-out: Predicting and Breaking Sedentary Behaviour at Work. In *Extended Abstracts Human Factors in Computing Systems (CHI EA)*. ACM, Toronto Ontario Canada, 2407–2412. <https://doi.org/10.1145/2559206.2581330>
- [59] Marcello Ferro, Giovanni Pioggia, Alessandro Tognetti, Nicola Carbonaro, and Danilo De Rossi. 2009. A Sensing Seat for Human Authentication. *IEEE Transactions on Information Forensics and Security* 4, 3 (Sept. 2009), 451–459. <https://doi.org/10.1109/TIFS.2009.2019156>
- [60] George Flutur, Bogdan Movileanu, Lengyel Karoly, Ionut Danci, Daniel Cosovanu, and Ovidiu Petru Stan. 2019. Smart Chair System for Posture Correction. In *Proc. Euromicro Conf. Digital System Design (DSD)*. IEEE, New York, NY, USA, 436–441. <https://doi.org/10.1109/dsd.2019.00069>
- [61] Laetitia Fradet, John Tiernan, Margaret Mcgrath, Elaine Murray, Franck Braatz, and Sebastian I. Wolf. 2011. The use of pressure mapping for seating posture characterisation in children with cerebral palsy. *Disability and Rehabilitation: Assistive Technology* 6, 1 (Jan. 2011), 47–56. <https://doi.org/10.3109/17483107.2010.512969>
- [62] Emmanouil Fragkiadakis, Kalliopi V. Dalakleidi, and Konstantina S. Nikita. 2019. Design and Development of a Sitting Posture Recognition System. In *Proc. Engineering in Medicine and Biology Society (EMBC)*. IEEE, New York, NY, USA, 3364–3367. <https://doi.org/10.1109/embc.2019.8856635>
- [63] Kazuyuki Fujita, Aoi Suzuki, Kazuki Takashima, Kaori Ikematsu, and Yoshifumi Kitamura. 2021. TiltChair: Manipulative Posture Guidance by Actively Inclining the Seat of an Office Chair. In *Proc. Human Factors in Computing Systems (CHI)*. ACM, New York, NY, USA, Article 228, 14 pages. <https://doi.org/10.1145/3411764.3445151>
- [64] Brecca M. Gaffney, Katrina S. Maluf, and Bradley S. Davidson. 2015. Evaluation of Novel EMG Biofeedback for Postural Correction During Computer Use. *Applied Psychophysiology and Biofeedback* 41, 2 (01 Dec. 2015), 181–189. <https://doi.org/10.1007/s10484-015-9328-3>
- [65] Tariku Adane Gelaw and Misgina Tsighe Hagos. 2022. Posture Prediction for Healthy Sitting Using a Smart Chair. In *Proc. Int. Conf. Advances of Science and Technology (ICAST)*. Springer Nature, Cham, 401–411. https://doi.org/10.1007/978-3-030-93709-6_26
- [66] Blaze Goldstein, Isabella Huang, and Ruzena Bajcsy. 2020. Real-Time Slouch Detection and Human Posture Prediction from Pressure Mat. In *Int. Conf. Human-Computer Interaction (HCHI)*. Springer Nature, Cham, 174–180. https://doi.org/10.1007/978-3-030-50729-9_24
- [67] R.H.M. Goossens, M.P. Netten, and B. Van der Doelen. 2012. An office chair to influence the sitting behavior of office workers. *Work* 41, Supplement 1 (2012), 2086–2088. <https://doi.org/10.3233/wor-2012-0435-2086>
- [68] Rinki Gupta, Aman Gupta, and Rhea Aswal. 2021. Detection of Poor Posture using Wearable Sensors and Unsupervised Learning. In *Proc. Int. Conf. Advanced Computing and Communication Systems (ICACCS, Vol. 1)*. IEEE, New York, NY, USA, 527–531. <https://doi.org/10.1109/icaccs51430.2021.9441893>
- [69] Rinki Gupta, Devesh Saini, and Shubham Mishra. 2020. Posture detection using Deep Learning for Time Series Data. In *Proc. Int. Conf. Smart Systems and Inventive Technology (ICSSIT)*. IEEE, New York, NY, USA, 740–744. <https://doi.org/10.1109/icssit48917.2020.9214223>
- [70] Michael Haller, Christoph Richter, Peter Brandl, Sabine Gross, Gerold Schossleitner, Andreas Schrempf, Hideaki Nii, Maki Sugimoto, and Masahiko Inami. 2011. Finding the Right Way for Interrupting People Improving Their Sitting Posture. In *Proc. IFIP Human-Computer Interaction (INTERACT)*. Springer Nature, Berlin, Heidelberg, 1–17. https://doi.org/10.1007/978-3-642-23771-3_1
- [71] Chihiro Hayashi, Yu Enokibori, and Kenji Mase. 2017. Harmless line-oriented sensing point reduction for non-categorical sitting posture score. In *Proc. Int. Joint Conf. Pervasive and Ubiquitous Computing and Proc. International Symp. on Wearable Computers (UbiComp/ISWC Adjunct)*. ACM, New York, NY, USA, 61–64. <https://doi.org/10.1145/3123024.3123083>
- [72] Genevieve N. Healy, Elisabeth A. H. Winkler, Elizabeth G. Eakin, Neville Owen, Anthony D. Lamontagne, Marj Moodie, and David W. Dunstan. 2017. A Cluster RCT to Reduce Workers' Sitting Time. *Medicine & Science in Sports & Exercise* 49, 10 (Oct. 2017), 2032–2039. <https://doi.org/10.1249/mss.0000000000001328>
- [73] Edmond S.L. Ho, Jacky C.P. Chan, Donald C.K. Chan, Hubert P.H. Shum, Yiu ming Cheung, and Pong C. Yuen. 2016. Improving posture classification accuracy for depth sensor-based human activity monitoring in smart environments. *Computer Vision and Image Understanding* 148 (July 2016), 97–110. <https://doi.org/10.1016/j.cviu.2015.12.011>
- [74] Jeong-Ki Hong, Bon-Chang Koo, So-Ryang Ban, Jun-Dong Cho, and Andrea Bianchi. 2015. BeuPo. In *Proc. Int. Joint Conf. Pervasive and Ubiquitous Computing and Proc. International Symp. on Wearable Computers (UbiComp/ISWC Adjunct)*. ACM, New York, NY, USA, 1015–1020. <https://doi.org/10.1145/2800835.2800953>
- [75] Jeong-ki Hong, Sunghyun Song, Jundong Cho, and Andrea Bianchi. 2015. Better Posture Awareness through Flower-Shaped Ambient Avatar. In *Proc. Tangible, Embedded, and Embodied Interaction (TEI)*. ACM, New York, NY, USA, 337–340. <https://doi.org/10.1145/2677199.2680575>
- [76] Ifung Lu Hong Z. Tan and Alex Pentland. 1997. The chair as a novel haptic user interface. In *Proc. Workshop Perceptual User Interfaces*. Banff, Alberta, Canada, 56–57. <https://engineering.purdue.edu/~hongtan/pubs/Index.html>
- [77] Qisong Hu, Xiaochen Tang, and Wei Tang. 2020. A Smart Chair Sitting Posture Recognition System Using Flex Sensors and FPGA Implemented Artificial Neural Network. *IEEE Sensors Journal* 20, 14 (July 2020), 8007–8016. <https://doi.org/10.1109/jsen.2020.2980207>
- [78] Yu Hu, Adam Stoelting, Yi-Tao Wang, Yi Zou, and Majid Sarrafzadeh. 2010. Providing a cushion for wireless healthcare application development. *IEEE Potentials* 29, 1 (Jan. 2010), 19–23. <https://doi.org/10.1109/mmpot.2009.934698>
- [79] Mengjie Huang, Ian Gibson, and Rui Yang. 2017. Smart Chair for Monitoring of Sitting Behavior. *KnE Engineering* 2, 2 (Feb. 2017), 274. <https://doi.org/10.18502/keg.v2i2.626>
- [80] Yong-Ren Huang and Xu-Feng Ouyang. 2012. Sitting posture detection and recognition using force sensor. In *Proc. BioMedical Engineering and Informatics (BMEI)*. IEEE, New York, NY, USA, 1117–1121. <https://doi.org/10.1109/bmei.2012.6513203>
- [81] Karlos Ishac and Kenji Suzuki. 2017. A Smart Cushion System with Vibrotactile Feedback for Active Posture Correction. In *Proc. AsiaHaptics*. Springer Nature, Singapore, 453–459. https://doi.org/10.1007/978-981-10-4157-0_76
- [82] Karlos Ishac and Kenji Suzuki. 2018. LifeChair: A Conductive Fabric Sensor-Based Smart Cushion for Actively Shaping Sitting Posture. *Sensors* 18, 7 (July 2018), 2261. <https://doi.org/10.3390/s18072261>
- [83] Amayikai A. Ishaku, Aris Tranganidas, Slavomir Matuska, Robert Hudec, Graeme McCutcheon, Lina Stankovic, and Helena Gleskova. 2019. Flexible Force Sensors Embedded in Office Chair for Monitoring of Sitting Postures. In *Proc. Flexible and Printable Sensors and Systems (FLEPS)*. IEEE, New York, NY, USA, 1–3. <https://doi.org/10.1109/fleps.2019.8792250>
- [84] Haruna Ishimatsu and Ryoko Ueoka. 2014. BITAIKA. In *Proc. Augmented Human (AH)*. ACM, New York, NY, USA, Article 30, 2 pages. <https://doi.org/10.1145/2582051.2582081>
- [85] Haruna Ishimatsu and Ryoko Ueoka. 2015. Finding the right feedback for self-posture adjustment system for "BITAIKA". In *Proc. SIGGRAPH Asia (SA)*. ACM, New York, NY, USA, Article 26, 1 pages. <https://doi.org/10.1145/2820926.2820972>
- [86] Ade Surya Iskandar, Ary Setijadi Prihatmanto, and Yoga Priyana. 2015. Design and implementation electronic stethoscope on smart chair for monitoring heart rate and stress levels driver. In *Proc. Int. Conf. Interactive Digital Media (ICIDM)*. IEEE, New York, NY, USA, 1–6. <https://doi.org/10.1109/idm.2015.7516338>
- [87] Nassim Jafarainami, Jodi Forlizzi, Amy Hurst, and John Zimmerman. 2005. Break-away: An Ambient Display Designed to Change Human Behavior. In *Extended*

- Abstracts Human Factors in Computing Systems (CHI EA)*. ACM, Portland OR USA, 1945–1948. <https://doi.org/10.1145/1056808.1057063>
- [88] Mujtaba Hussain Jaffery, Muhammad Adil Ashraf, Ahmad Almogren, Hafiza Mahnoor Asim, Jehangir Arshad, Javed Khan, Ateeq Ur Rehman, and Seada Hussien. 2022. FSR-Based Smart System for Detection of Wheelchair Sitting Postures Using Machine Learning Algorithms and Techniques. *Journal of Sensors* 2022 (05 May 2022), 1–10. <https://doi.org/10.1155/2022/1901058>
- [89] Alejandro Jaimes. 2005. Sit straight (and tell me what I did today). In *Proc. Workshop Continuous archival and retrieval of personal experiences (CARPE)*. ACM, New York, NY, USA, 23–34. <https://doi.org/10.1145/1099083.1099087>
- [90] Alejandro Jaimes. 2006. Posture and activity silhouettes for self-reporting, interruption management, and attentive interfaces. In *Proc. Intelligent user interfaces (IUI)*. ACM, New York, NY, USA, 24–31. <https://doi.org/10.1145/1111449.1111463>
- [91] Yvonne Jansen, Pierre Dragicevic, Petra Isenberg, Jason Alexander, Abhijit Karnik, Johan Kildal, Sriram Subramanian, and Kasper Hornbæk. 2015. Opportunities and Challenges for Data Physicalization. In *Proc. Human Factors in Computing Systems (CHI)*. ACM, New York, NY, USA, 3227–3236. <https://doi.org/10.1145/2702123.2702180>
- [92] Haeseok Jeong and Woojin Park. 2021. Developing and Evaluating a Mixed Sensor Smart Chair System for Real-Time Posture Classification: Combining Pressure and Distance Sensors. *IEEE Journal of Biomedical and Health Informatics* 25, 5 (May 2021), 1805–1813. <https://doi.org/10.1109/jbhi.2020.3030096>
- [93] Yang Jiang, Jie An, Fei Liang, Guoyu Zuo, Jia Yi, Chuan Ning, Hong Zhang, Kai Dong, and Zhong Lin Wang. 2022. Knitted self-powered sensing textiles for machine learning-assisted sitting posture monitoring and correction. *Nano Research* 15, 9 (24 May 2022), 8389–8397. <https://doi.org/10.1007/s12274-022-4409-0>
- [94] Rose Johnson, Janet van der Linden, and Yvonne Rogers. 2010. To buzz or not to buzz: improving awareness of posture through vibrotactile feedback. <https://oro.open.ac.uk/23375/>
- [95] Kazuhiro Kamiya, Mineichi Kudo, Hidetoshi Nonaka, and Jun Toyama. 2008. Sitting posture analysis by pressure sensors. In *Proc. Int. Conf. Pattern Recognition (ICPR)*. IEEE, New York, NY, USA, 1–4. <https://doi.org/10.1109/icpr.2008.4761863>
- [96] Arpita Mallikarjuna Kappattanavar, Harry Freitas da Cruz, Bert Arnrich, and Erwin Böttinger. 2020. Position Matters: Sensor Placement for Sitting Posture Classification. In *Proc. Int. Conf. Healthcare Informatics (ICHI)*. IEEE, New York, NY, USA, 1–6. <https://doi.org/10.1109/ichi48887.2020.9374328>
- [97] Arpita Mallikarjuna Kappattanavar, Nico Steckhan, Jan Philipp Sachs, Harry Freitas da Cruz, Erwin Böttinger, and Bert Arnrich. 2021. Monitoring of Sitting Postures With Sensor Networks in Controlled and Free-living Environments: Systematic Review. *JMIR Biomedical Engineering* 6, 1 (1 March 2021), e21105. <https://doi.org/10.2196/21105>
- [98] Gourab Kar and Alan Hedge. 2020. Effects of a sit-stand-walk intervention on musculoskeletal discomfort, productivity, and perceived physical and mental fatigue, for computer-based work. *International Journal of Industrial Ergonomics* 78 (July 2020), 102983. <https://doi.org/10.1016/j.ergon.2020.102983>
- [99] Hikaru Katayama, Teruhiro Mizomoto, Hamada Rizk, and Hirozumi Yamaguchi. 2022. You Work We Care: Sitting Posture Assessment Based on Point Cloud Data. In *Proc. Pervasive Computing and Communications Workshops and other Affiliated Events (PerCom)*. IEEE, New York, NY, USA, 121–123. <https://doi.org/10.1109/percomworkshops53856.2022.9767292>
- [100] Peter T. Katzmarzyk, Robert Ross, Steven N. Blair, and Jean-Pierre Després. 2020. Should we target increased physical activity or less sedentary behavior in the battle against cardiovascular disease risk development? *Atherosclerosis* 311 (01 Oct. 2020), 107–115. <https://doi.org/10.1016/j.atherosclerosis.2020.07.010>
- [101] Rushil Khurana, Elena Marinelli, Tulika Saraf, and Shan Li. 2014. NeckGraffe. In *Extended Abstracts Human Factors in Computing Systems (CHI EA)*. ACM, New York, NY, USA, 227–232. <https://doi.org/10.1145/2559206.2580936>
- [102] Joohee Kim, Na Hyeon Lee, Byung-Chull Bae, and Jun Dong Cho. 2016. A Feedback System for the Prevention of Forward Head Posture in Sedentary Work Environments. In *Proc. Conf. Companion Publication on Designing Interactive Systems (DIS)*. ACM, New York, NY, USA, 161–164. <https://doi.org/10.1145/2908805.2909414>
- [103] Wonjoon Kim, Byungki Jin, Sanghyun Choo, Chang S. Nam, and Myung Hwan Yun. 2019. Designing of smart chair for monitoring of sitting posture using convolutional neural networks. *Data Technologies and Applications* 53, 2 (01 Feb. 2019), 142–155. <https://doi.org/10.1108/dta-03-2018-0021>
- [104] Yong Kim, Youngdo Son, Wonjoon Kim, Byungki Jin, and Myung Yun. 2018. Classification of Children's Sitting Postures Using Machine Learning Algorithms. *Applied Sciences* 8, 8 (Aug. 2018), 1280. <https://doi.org/10.3390/app8081280>
- [105] Kattoju Kiran, Corey Pittman, Yasmine Moolenaar, and Joseph Laviola. 2021. Automatic Slouching Detection and Correction Utilizing Electrical Muscle Stimulation. In *Proc. Graphics Interface (GI)*. Junction Publishing, Virtual Event, 147–155. <https://doi.org/10.20380/GI2021.17>
- [106] Vasileios Korakakis, Kieran O'Sullivan, Peter B. O'Sullivan, Vasiliki Evagelinou, Yiannis Sotirialis, Alexandros Sideris, Konstantinos Sakellariou, Stefanos Karanasis, and Giannis Giakas. 2019. Physiotherapist Perceptions of Optimal Sitting and Standing Posture. *Musculoskeletal Science and Practice* 39 (Feb. 2019), 24–31. <https://doi.org/10.1016/j.msksp.2018.11.004>
- [107] Audrius Kulikajevs, Rytis Maskeliunas, and Robertas Damaševičius. 2021. Detection of sitting posture using hierarchical image composition and deep learning. *PeerJ Computer Science* 7 (March 2021), e442. <https://doi.org/10.7717/peerj-cs.442>
- [108] Janusz Kulon, Adam Partlow, Colin Gibson, Ian Wilson, and Steven Wilcox. 2013. Rule-based algorithm for the classification of sitting postures in the sagittal plane from the Cardiff Body Match measurement system. *Journal of Medical Engineering & Technology* 38, 1 (Oct. 2013), 5–15. <https://doi.org/10.3109/03091902.2013.844208>
- [109] A Chaitanya Kumar and V G Sridhar. 2021. Design and Analytics of Smart Posture Monitoring System. *Journal of Physics: Conference Series* 2115, 1 (Nov. 2021), 012048. <https://doi.org/10.1088/1742-6596/2115/1/012048>
- [110] Rakesh Kumar, Alec Bayliff, Debraj De, Adam Evans, Sajal K. Das, and Mignon Makos. 2016. Care-Chair: Sedentary Activities and Behavior Assessment with Smart Sensing on Chair Backrest. In *Proc. Smart Computing (SMARTCOMP)*. IEEE, New York, NY, USA, 1–8. <https://doi.org/10.1109/smartcomp.2016.7501682>
- [111] Yi-Liang Kuo, Kuo-Yuan Huang, Chieh-Yu Kao, and Yi-Ju Tsai. 2021. Sitting Posture during Prolonged Computer Typing with and without a Wearable Biofeedback Sensor. *International Journal of Environmental Research and Public Health* 18, 10 (May 2021), 5430. <https://doi.org/10.3390/ijerph18105430>
- [112] Yi-Liang Kuo, Pei-San Wang, Po-Yen Ko, Kuo-Yuan Huang, and Yi-Ju Tsai. 2019. Immediate effects of real-time postural biofeedback on spinal posture, muscle activity, and perceived pain severity in adults with neck pain. *Gait & Posture* 67 (Jan. 2019), 187–193. <https://doi.org/10.1016/j.gaitpost.2018.10.021>
- [113] Yuri Kwon, Ji-Won Kim, Jae-Hoon Heo, Hyeon-Min Jeon, Eui-Bum Choi, and Gwang-Moon Eom. 2018. The effect of sitting posture on the loads at cervicothoracic and lumbosacral joints. *Technology and Health Care* 26, S1 (May 2018), 409–418. <https://doi.org/10.3233/thc-174717>
- [114] Kevin Lam, Hansjörg Baurecht, Kathrin Pahmeier, Anja Niemann, Carolin Romberg, Janine Biermann-Stallwitz, Silke Neusser, Jürgen Wasem, et al. 2022. How effective and how expensive are interventions to reduce sedentary behavior? An umbrella review and meta-analysis. *Obesity Reviews* 23, 5 (Jan. 2022), e13422. <https://doi.org/10.1111/obr.13422>
- [115] Patrizia Lamberti, Monica La Mura, Marco De Gregorio, Vincenzo Tucci, and Luigi Egiziano. 2022. Smart Seat With Real-Time Asymmetrical Sitting Alert. In *Proc. Workshop Metrology for Industry 4.0 & IoT (MetroInd4.0&IoT)*. IEEE, New York, NY, USA, 34–38. <https://doi.org/10.1109/metroind4.0i0t54413.2022.9831582>
- [116] Jaebong Lee, Eunji Cho, Minjae Kim, Yongmin Yoon, and Seungmoon Choi. 2014. PreventFHP: Detection and warning system for Forward Head Posture. In *Proc. Haptics Symp. (HAPTICS)*. IEEE, New York, NY, USA, 295–298. <https://doi.org/10.1109/haptics.2014.6775470>
- [117] Seung-Min Lee, Hyeon-Ju Kim, So-Jeong Ham, and Sunhee Kim. 2021. Assistive Devices to Help Correct Sitting-Posture Based on Posture Analysis Results. *JOIV: International Journal on Informatics Visualization* 5, 3 (Sept. 2021), 340. <https://doi.org/10.30630/joiv.5.3.673>
- [118] Yoonjin Lee, Donghyun Beck, and Woojin Park. 2020. Human Factors Evaluation of an Ambient Display for Real-Time Posture Feedback to Sedentary Workers. *IEEE Access* 8 (2020), 223405–223417. <https://doi.org/10.1109/access.2020.3044316>
- [119] Miaoyu Li, Zhuohan Jiang, Yutong Liu, Shuheng Chen, Marcyn Wozniak, Rafal Scherer, Robertas Damasevicius, Wei Wei, et al. 2021. Sitsen: Passive sitting posture sensing based on wireless devices. *International Journal of Distributed Sensor Networks* 17, 7 (July 2021), 155014772110248. <https://doi.org/10.1177/15501477211024846>
- [120] Xuexia Li, Zhun Xiao, and Kun Yang. 2020. The Design of Seat for Sitting Posture Correction Based on Ergonomics. In *Proc. Int. Conf. Computer Engineering and Application (ICCEA)*. IEEE, New York, NY, USA, 703–706. <https://doi.org/10.1109/iccea50009.2020.00153>
- [121] Yue Li and Rachid Aissaoui. 2006. Smart Sensor, Smart Chair, Can it Predicts Your Sitting Posture?. In *Proc. Int. Symp. Industrial Electronics (ISIE, Vol. 4)*. IEEE, New York, NY, USA, 2754–2759. <https://doi.org/10.1109/isie.2006.296050>
- [122] Guangqing Liang, Jiannong Cao, and Xuefeng Liu. 2017. Smart cushion: A practical system for fine-grained sitting posture recognition. In *Proc. Pervasive Computing and Communications Workshops (PerCom Workshops)*. IEEE, New York, NY, USA, 419–424. <https://doi.org/10.1109/percomw.2017.7917599>
- [123] Da-Yin Liao. 2016. Design of a Secure, Biofeedback, Head-and-Neck Posture Correction System. In *Proc. Connected Health: Applications, Systems and Engineering Technologies (CHASE)*. IEEE, New York, NY, USA, 119–124. <https://doi.org/10.1109/chase.2016.31>
- [124] Da-Yin Liao. 2017. Collaborative, Social-networked Posture Training (CSPT) through Head-and-Neck Posture Monitoring and Biofeedbacks. In *Proc. Int. Conf. Enterprise Information Systems (ICEIS)*. INSTICC, SCITEPRESS, Setúbal, Portugal, 158–165. <https://doi.org/10.5220/0006358301580165>
- [125] Tsung-Yen Liao, Shaou-Gang Miaou, and Yu-Ren Li. 2010. A vision-based walking posture analysis system without markers. In *Proc. Int. Conf. Signal*

- Processing Systems (ICSPS, Vol. 3)*. IEEE, New York, NY, USA, V3–254–V3–258. <https://doi.org/10.1109/ICSPS.2010.5555656>
- [126] Gian Domenico Licciardo, Alessandro Russo, Alessandro Naddeo, Nicola Capretti, Luigi Di Benedetto, Alfredo Rubino, and Rosalba Liguori. 2021. A Resource Constrained Neural Network for the Design of Embedded Human Posture Recognition Systems. *Applied Sciences* 11, 11 (May 2021), 4752. <https://doi.org/10.3390/app11114752>
- [127] C. C. Lim, S. Basah, Md. Asraf Ali, and C. Y. Fook. 2018. Wearable Posture Identification System for Good Sitting Position. *Journal of Telecommunication, Electronic and Computer Engineering (JTEC)* 10, 1-16 (May 2018), 135–140. <https://jtec.utem.edu.my/jtec/article/view/4144>
- [128] Baolong Liu, Yi Li, Sanyuan Zhang, and Xiuzi Ye. 2016. Healthy human sitting posture estimation in RGB-D scenes using object context. *Multimedia Tools and Applications* 76, 8 (01 Jan. 2016), 10721–10739. <https://doi.org/10.1007/s11042-015-3189-x>
- [129] J Liu. 2021. Development of an Intelligent Office Chair by Combining Vibrotactile and Visual Feedbacks. *Journal of Physics: Conf. Series* 1877, 1 (April 2021), 012015. <https://doi.org/10.1088/1742-6596/1877/1/012015>
- [130] Wenjun Liu, Yunfei Guo, Jun Yang, Yun Hu, and Dapeng Wei. 2019. Sitting Posture Recognition Based on Human Body Pressure and CNN. *AIP Conf. Proc.* 2073, 1 (2019), 020093. <https://doi.org/10.1063/1.5090747>
- [131] Francisco Luna-Perejón, Juan Manuel Montes-Sánchez, Lourdes Durán-López, Alberto Vazquez-Baeza, Isabel Beasley-Bohórquez, and José L. Sevillano-Ramos. 2021. IoT Device for Sitting Posture Classification Using Artificial Neural Networks. *Electronics* 10, 15 (July 2021), 1825. <https://doi.org/10.3390/electronics10151825>
- [132] Congcong Ma, Wenfeng Li, Raffaele Gravina, Juan Du, Qimeng Li, and Giancarlo Fortino. 2020. Smart Cushion-Based Activity Recognition: Prompting Users to Maintain a Healthy Seated Posture. *IEEE Systems, Man, and Cybernetics Magazine* 6, 4 (Oct. 2020), 6–14. <https://doi.org/10.1109/msmc.2019.2962226>
- [133] Congcong Ma, Wenfeng Li, Raffaele Gravina, and Giancarlo Fortino. 2017. Posture Detection Based on Smart Cushion for Wheelchair Users. *Sensors* 17, 4 (March 2017), 719. <https://doi.org/10.3390/s17040719>
- [134] Sangyong Ma, Woo-Hyeong Cho, Cheng-Hao Quan, and Sangmin Lee. 2016. A sitting posture recognition system based on 3 axis accelerometer. In *Proc. Computational Intelligence in Bioinformatics and Computational Biology (CIBCB)*. IEEE, New York, NY, USA, 1–3. <https://doi.org/10.1109/cibcb.2016.7758131>
- [135] John Cloie, T. Mallare, Dianne Faye G. Pineda, Gerald M. Trinidad, Raymond D. Serrano, Jules Benedict K. Villanueva, Angelo R. Dela Cruz, Ryan Rhay P. Vicerra, Kanny Krizzy D. Serrano, and Edison A. Roxas. 2017. Sitting posture assessment using computer vision. In *Proc. Humanoid, Nanotechnology, Information Technology, Communication and Control, Environment and Management (HNCCEM)*. IEEE, New York, NY, USA, 1–5. <https://doi.org/10.1109/hncem.2017.8269473>
- [136] Arnas Martinaitis and Kristina Daunoraviciene. 2018. Low cost self-made pressure distribution sensors for ergonomic chair: Are they suitable for posture monitoring? *Technology and Health Care* 26, S2 (2018), 655–663. <https://doi.org/10.3233/THC-182512>
- [137] Leonardo Martins, Rui Lucena, Rui Almeida, João Belo, Cláudia Quaresma, Adelaide Jesus, and Pedro Vieira. 2014. Intelligent Chair Sensor. *International Journal of System Dynamics Applications* 3, 2 (April 2014), 65–80. <https://doi.org/10.4018/ijds.2014040105>
- [138] Leonardo Martins, Bruno Ribeiro, Rui Almeida, Hugo Pereira, Adelaide Jesus, Cláudia Quaresma, and Pedro Vieira. 2016. Optimization of Sitting Posture Classification based on Anthropometric Data. In *Proc. Biomedical Engineering Systems and Technologies (BIOSTEC)*. SCITEPRESS, Setúbal, Portugal, 406–413. <https://doi.org/10.5220/0005790104060413>
- [139] Leonardo Martins, Bruno Ribeiro, Hugo Pereira, Rui Almeida, Jéssica Costa, Cláudia Quaresma, Adelaide Jesus, and Pedro Vieira. 2015. Real-Time Fuzzy Monitoring of Sitting Posture: Development of a New Prototype and a New Posture Classification Algorithm to Detect Postural Transitions. In *Proc. Biomedical Engineering Systems and Technologies (BIOSTEC)*. Springer Nature, Cham, 424–439. https://doi.org/10.1007/978-3-319-27707-3_26
- [140] Slavomir Matuska, Martin Paralic, and Robert Hudec. 2020. A Smart System for Sitting Posture Detection Based on Force Sensors and Mobile Application. *Mobile Information Systems* 2020 (19 Nov. 2020), 1–13. <https://doi.org/10.1155/2020/6625797>
- [141] Lynn McAtamney and E. Nigel Corlett. 1993. RULA: a survey method for the investigation of work-related upper limb disorders. *Applied Ergonomics* 24, 2 (April 1993), 91–99. [https://doi.org/10.1016/0003-6870\(93\)90080-s](https://doi.org/10.1016/0003-6870(93)90080-s)
- [142] Jan Meyer, Bert Arnrich, Johannes Schumm, and Gerhard Troster. 2010. Design and Modeling of a Textile Pressure Sensor for Sitting Posture Classification. *IEEE Sensors Journal* 10, 8 (Aug. 2010), 1391–1398. <https://doi.org/10.1109/jsen.2009.2037330>
- [143] Deedee A. Min, Yaejin Kim, Sung A. Jang, Keun Young Kim, Su-Eun Jung, and Ji-Hyun Lee. 2015. Pretty Pelvis. In *Extended Abstracts Human Factors in Computing Systems (CHI EA)*. ACM, New York, NY, USA, 1259–1264. <https://doi.org/10.1145/2702613.2732807>
- [144] Weidong Min, Hao Cui, Qing Han, and Fangyuan Zou. 2018. A Scene Recognition and Semantic Analysis Approach to Unhealthy Sitting Posture Detection during Screen-Reading. *Sensors* 18, 9 (16 Sept. 2018), 3119. <https://doi.org/10.3390/s18093119>
- [145] Teruhiro Mizumoto, Yasuhiro Otoda, Chihiro Nakajima, Mitsuhiro Kohana, Motohiro Uenishi, Keiichi Yasumoto, and Yutaka Arakawa. 2020. Design and Implementation of Sensor-Embedded Chair for Continuous Sitting Posture Recognition. *IEICE Transactions on Information and Systems* E103.D, 5 (May 2020), 1067–1077. <https://doi.org/10.1587/transinf.2019EDP7226>
- [146] David Moher, Deborah J Cook, Susan Eastwood, Ingram Olkin, Drummond Rennie, and Donna F Stroup. 1999. Improving the Quality of Reports of Meta-Analyses of Randomised Controlled Trials: The QUOROM Statement. *The Lancet* 354, 9193 (1999), 1896–1900. [https://doi.org/10.1016/S0140-6736\(99\)04149-5](https://doi.org/10.1016/S0140-6736(99)04149-5)
- [147] Vimal Mollyn, Riku Arakawa, Mayank Goel, Chris Harrison, and Karan Ahuja. 2023. IMUPoser: Full-Body Pose Estimation using IMUs in Phones, Watches, and Earbuds. In *Proc. Human Factors in Computing Systems (CHI)*. ACM, New York, NY, USA, Article 529, 12 pages. <https://doi.org/10.1145/3544548.3581392>
- [148] Kwangsu Moon and Shezeen Oah. 2013. A Comparison of the Effects of Feedback and Prompts on Safe Sitting Posture: Utilizing an Automated Observation and Feedback System. *Journal of Organizational Behavior Management* 33, 2 (June 2013), 152–162. <https://doi.org/10.1080/01608061.2013.785906>
- [149] Vasily G. Moshnyaga, Koji Hashimoto, Tomohiro Nogami, and Kazuki Nojima. 2019. Design of wireless smart chair system for people with cognitive deficiency. In *Proc. Midwest Symposium on Circuits and Systems (MWSCAS)*. IEEE, New York, NY, USA, 1219–1222. <https://doi.org/10.1109/mwscas.2019.8884971>
- [150] Lan Mu, Ke Li, and Chunhong Wu. 2010. A sitting posture surveillance system based on image processing technology. In *Proc. Int. Conf. Computer Engineering and Technology (ICCET, Vol. 1)*. IEEE, New York, NY, USA, V1–692–V1–695. <https://doi.org/10.1109/iccet.2010.5485381>
- [151] Kazuyoshi Murata and Yu Shibuya. 2016. Graphical Notification to Maintain Good Posture during Visual Display Terminal Work. *IFAC-PapersOnLine* 49, 19 (2016), 289–294. <https://doi.org/10.1016/j.ifacol.2016.10.551> 13th IFAC Symposium on Analysis, Design, and Evaluation of Human-Machine Systems HMS 2016.
- [152] Bilge Mutlu, Andreas Krause, Jodi Forlizzi, Carlos Guestrin, and Jessica Hodgins. 2007. Robust, Low-Cost, Non-Intrusive Sensing and Recognition of Seated Postures. In *Proc. Symp. User Interface Software and Technology (UIST)*. ACM, New York, NY, USA, 149–158. <https://doi.org/10.1145/1294211.1294237>
- [153] National Library of Medicine. 2022. *Guide to Good Posture*. National Library of Medicine. <https://medlineplus.gov/guidetogoodposture.html>
- [154] David Ng, Tom Cassar, and Clifford M. Gross. 1995. Evaluation of an intelligent seat system. *Applied Ergonomics* 26, 2 (April 1995), 109–116. [https://doi.org/10.1016/0003-6870\(95\)00006-x](https://doi.org/10.1016/0003-6870(95)00006-x)
- [155] Arinobu Nijima. 2021. Posture Feedback System with Wearable Speaker. In *Proc. Engineering in Medicine Biology Society (EMBC)*. IEEE, New York, NY, USA, 7007–7010. <https://doi.org/10.1109/embc46164.2021.9630687>
- [156] Tatsuki Nishida and Koji Tsukada. 2017. StandOuter. In *Proc. Int. Joint Conf. Pervasive and Ubiquitous Computing and Proc. International Symp. Wearable Computers (UbiComp)*. ACM, New York, NY, USA, 273–276. <https://doi.org/10.1145/3123024.3123178>
- [157] Nusrat Binta Nizam, Tohfatul Jinan, Wahida Binte Naz Aurthy, Md. Rakib Hossen, and Jahid Ferdous. 2020. Android Based Low Cost Sitting Posture Monitoring System. In *Proc. Int. Conf. Electrical and Computer Engineering (ICECE)*. IEEE, New York, NY, USA, 161–164. <https://doi.org/10.1109/icece51571.2020.9393150>
- [158] F O'Brien and NH Azrin. 1970. Behavioral engineering: control of posture by informational feedback. *Journal of Applied Behavior Analysis* 3, 4 (1970), 235–240. <https://doi.org/10.1901/jaba.1970.3-235>
- [159] S Fernando Ochoa et al. 2018. Poor Posture Indicator by Means of Accelerometers, with Voice Alarm using a Smartphone with Android. *Indian Journal of Science and Technology* 11, 40 (Oct. 2018), 1–8. <https://doi.org/10.17485/ijst/2018/v11i40/132359>
- [160] Mircea-Nicolae Ordean, Alexandru Oarcea, Sergiu-Dan Stan, Diana-Mirela Dumitru, Victor Cobilean, and Marius-Constantin Birză. 2022. Analysis of Available Solutions for the Improvement of Body Posture in Chairs. *Applied Sciences* 12, 13 (June 2022), 6489. <https://doi.org/10.3390/app12136489>
- [161] Yasuhiro Otoda, Teruhiro Mizumoto, Yutaka Arakawa, Chihiro Nakajima, Mitsuhiro Kohana, Motohiro Uenishi, and Keiichi Yasumoto. 2018. Census: Continuous posture sensing chair for office workers. In *Proc. Int. Conf. Consumer Electronics (ICCE)*. IEEE, New York, NY, USA, 1–2. <https://doi.org/10.1109/icce.2018.8326275>
- [162] Pujana Paliyawan, Chakarida Nukoolkit, and Pornchai Mongkolnam. 2014. Prolonged sitting detection for office workers syndrome prevention using kinect. In *Proc. Electrical Engineering/Electronics, Computer, Telecommunications and Information Technology (ECTI-CON)*. IEEE, New York, NY, USA, 1–6. <https://doi.org/10.1109/ecticon.2014.6839785>
- [163] Jang-Ho Park and Divya Srinivasan. 2021. The effects of prolonged sitting, standing, and an alternating sit-stand pattern on trunk mechanical stiffness,

- trunk muscle activation and low back discomfort. *Ergonomics* 64, 8 (March 2021), 983–994. <https://doi.org/10.1080/00140139.2021.1886333>
- [164] Mingyu Park, Younghoon Song, Jaewon Lee, and Jeongyeup Paek. 2016. Design and Implementation of a smart chair system for IoT. In *Proc. Information and Communication Technology Convergence (ICTC)*. IEEE, New York, NY, USA, 1200–1203. <https://doi.org/10.1109/ictc.2016.7763406>
- [165] Se-yeon Park and Won-gyu Yoo. 2012. Effect of EMG-based Feedback on Posture Correction during Computer Operation. *Journal of Occupational Health* 54, 4 (July 2012), 271–277. <https://doi.org/10.1539/joh.12-0052-0a>
- [166] Adam Partlow, Colin Gibson, and Janusz Kulon. 2021. 3D posture visualisation from body shape measurements using physics simulation, to ascertain the orientation of the pelvis and femurs in a seated position. *Computer Methods and Programs in Biomedicine* 198 (Jan. 2021), 105772. <https://doi.org/10.1016/j.cmpb.2020.105772>
- [167] Hugo Pereira, Leonardo Martins, Rui Almeida, Bruno Ribeiro, Claudia Quaresma, Adelaide Ferreira, and Pedro Vieira. 2015. System for Posture Evaluation and Correction - Development of a Second Prototype for an Intelligent Chair. In *Proc. Biomedical Electronics and Devices (BIOTEC)*. INSTICC, SCITEPRESS, Setúbal, Portugal, 204–209. <https://doi.org/10.5220/0005286002040209>
- [168] S. Camille Peres, Ranjana K. Mehta, and Paul Ritchey. 2017. Assessing ergonomic risks of software: Development of the SEAT. *Applied Ergonomics* 59 (March 2017), 377–386. <https://doi.org/10.1016/j.apergo.2016.09.014>
- [169] Nerea Perez, Patrick Vermander, Elena Lara, Aitziber Mancisidor, and Itziar Cabanes. 2021. Sitting Posture Monitoring Device for People with Low Degree of Autonomy. In *Proc. Int. Conf. NeuroRehabilitation (ICNR)*. Springer Nature, Cham, 305–310. https://doi.org/10.1007/978-3-030-70316-5_49
- [170] Anastasios Petropoulos, Dimitrios Sikeridis, and Theodore Antonakopoulos. 2017. SPoMo: IMU-based real-time sitting posture monitoring. In *Proc. Int. Conf. Consumer Electronics - Berlin (ICCE-Berlin)*. IEEE, New York, NY, USA, 5–9. <https://doi.org/10.1109/icce-berlin.2017.8210574>
- [171] Anastasios Petropoulos, Dimitrios Sikeridis, and Theodore Antonakopoulos. 2020. Wearable Smart Health Advisors: An IMU-Enabled Posture Monitor. *IEEE Consumer Electronics Magazine* 9, 5 (Sept. 2020), 20–27. <https://doi.org/10.1109/mce.2019.2956205>
- [172] Benyapa Prueksanusak, Punawatchara Rujvipatand, and Konlakorn Wongpatikaseree. 2019. An Ergonomic Chair with Internet of Thing Technology using SVM. In *Proc. Technology Innovation Management and Engineering Science Int. Conf. (TIMES-ICON)*. IEEE, New York, NY, USA, 1–5. <https://doi.org/10.1109/times-icon47539.2019.9024488>
- [173] Zhe Qian, Anton Bowden, Dong Zhang, Jia Wan, Wei Liu, Xiao Li, Daniel Baradov, and David Fullwood. 2018. Inverse Piezoresistive Nanocomposite Sensors for Identifying Human Sitting Posture. *Sensors* 18, 6 (May 2018), 1745. <https://doi.org/10.3390/s18061745>
- [174] Mriha Ramalingam, R. Puviarasi, Elanchezhian Chinnavan, Quah Chia Shern, and Mohamad Fadli Zolkipli. 2021. Alarming Assistive Technology: An IoT enabled Sitting Posture Monitoring System. In *Proc. Int. Conf. Software Engineering & Computer Systems and Int. Conf. Computational Science and Information Management (ICSECS-ICOCSSIM)*. IEEE, New York, NY, USA, 592–597. <https://doi.org/10.1109/icsecs52883.2021.00114>
- [175] Xu Ran, Cong Wang, Yao Xiao, Xuliang Gao, Zhiyuan Zhu, and Bin Chen. 2021. A portable sitting posture monitoring system based on a pressure sensor array and machine learning. *Sensors and Actuators A: Physical* 331 (Nov. 2021), 112900. <https://doi.org/10.1016/j.sna.2021.112900>
- [176] Xipei Ren, Bin Yu, Yuan Lu, Yu Chen, and Pearl Pu. 2019. HealthSit: Designing Posture-Based Interaction to Promote Exercise during Fitness Breaks. *International Journal of Human-Computer Interaction* 35, 10 (June 2019), 870–885. <https://doi.org/10.1080/10447318.2018.1506641>
- [177] Xipei Ren, Bin Yu, Yuan Lu, Biyong Zhang, Jun Hu, and Aarnout Brombacher. 2019. LightSit: An Unobtrusive Health-Promoting System for Relaxation and Fitness Microbreaks at Work. *Sensors* 19, 9 (May 2019), 2162. <https://doi.org/10.3390/s19092162>
- [178] Leandro Fórnias Machado Rezende, Thiago Hérick Sá, Grégoire Iven Mielke, Juliana Yukari Kodaira Viscondi, Juan Pablo Rey-López, and Leandro Martin Totaro Garcia. 2016. All-Cause Mortality Attributable to Sitting Time. *American Journal of Preventive Medicine* 51, 2 (Aug. 2016), 253–263. <https://doi.org/10.1016/j.amepre.2016.01.022>
- [179] Bruno Ribeiro, Hugo Pereira, Rui Almeida, Adelaide Ferreira, Leonardo Martins, Claudia Quaresma, and Pedro Vieira. 2015. Optimization of sitting posture classification based on user identification. In *Proc. Portuguese Meeting on Bioengineering (ENBENG)*. IEEE, New York, NY, USA, 1–6. <https://doi.org/10.1109/enbeng.2015.7088853>
- [180] Daniel Cury Ribeiro, Gisela Sole, J. Haxby Abbott, and Stephan Milosavljevic. 2014. The Effectiveness of a Lumbopelvic Monitor and Feedback Device to Change Postural Behavior: A Feasibility Randomized Controlled Trial. *Journal of Orthopaedic & Sports Physical Therapy* 44, 9 (Sept. 2014), 702–711. <https://doi.org/10.2519/jospt.2014.5009>
- [181] Pedro Ribeiro, Ana Rita Soares, Rafael Girão, Miguel Neto, and Susana Cardoso. 2020. Spine Cop: Posture Correction Monitor and Assistant. *Sensors* 20, 18 (19 Sept. 2020), 5376. <https://doi.org/10.3390/s20185376>
- [182] Erik Rietveld, Ronald Rietveld, Arna Mackic, Elke van Waalwijk van Doorn, and Bastiaan Bervoets. 2015. The end of sitting. *Harvard Design Magazine* 40 (2015), 180–181. <https://www.narcis.nl/publication/RecordID/oi:dare.uva.nl:publications%2Fd05f8605-7c75-4545-b013-a032cde1f92>
- [183] Katja Rogers and Katie Seaborn. 2023. The Systematic Review-Lution: A Manifesto to Promote Rigour and Inclusivity in Research Synthesis. In *Extended Abstracts Human Factors in Computing Systems (CHI EA)*. ACM, Hamburg Germany, 1–11. <https://doi.org/10.1145/3544549.3582733>
- [184] Jongryun Roh, Joonho Hyeong, and Sayup Kim. 2019. Estimation of various sitting postures using a load-cell-driven monitoring system. *International Journal of Industrial Ergonomics* 74 (Nov. 2019), 102837. <https://doi.org/10.1016/j.ergon.2019.102837>
- [185] Jongryun Roh, Hyeong jun Park, Kwang Lee, Joonho Hyeong, Sayup Kim, and Beorem Lee. 2018. Sitting Posture Monitoring System Based on a Low-Cost Load Cell Using Machine Learning. *Sensors* 18, 2 (Jan. 2018), 208. <https://doi.org/10.3390/s18010208>
- [186] C.C. Roossien, J. Stegenga, A.P. Hodselmans, S.M. Spook, W. Koolhaas, S. Brouwer, G.J. Verkerke, and M.F. Reneman. 2017. Can a smart chair improve the sitting behavior of office workers? *Applied Ergonomics* 65 (Nov. 2017), 355–361. <https://doi.org/10.1016/j.apergo.2017.07.012>
- [187] Paul D. Rosero-Montalvo, Vivian López-Batista, Vanessa E. Alvear Puertas, Edgar Maya-Olalla, Mauricio Dominguez-Limaico, Marcelo Zambrano-Vizueté, Ricardo P. Arciengas-Rocha, and Vanessa C. Erazo-Chamorro. 2019. An Intelligent System for Detecting a Person Sitting Position to Prevent Lumbar Diseases. In *Proc. Future Technologies Conf. (FTC)*. Springer Nature, Cham, 836–843. https://doi.org/10.1007/978-3-030-32520-6_60
- [188] Paul D. Rosero-Montalvo, Diego Hernn Peluffo-Ordóñez, Vivian Felix Lopez Batista, Jorge Serrano, and Edwin A. Rosero. 2019. Intelligent System for Identification of Wheelchair User's Posture Using Machine Learning Techniques. *IEEE Sensors Journal* 19, 5 (March 2019), 1936–1942. <https://doi.org/10.1109/jSEN.2018.2885323>
- [189] Silvia Rus, Andreas Braun, Florian Kirchbuchner, and Arjan Kuijper. 2019. E-Textile Capacitive Electrodes: Fabric or Thread: Designing an E-Textile Cushion for Sitting Posture Detection. In *Proc. Pervasive Technologies Related to Assistive Environments (PETRA)*. ACM, New York, NY, USA, 49–52. <https://doi.org/10.1145/3316782.3316785>
- [190] Luke Russell, Rafik Goubran, and Felix Kwamena. 2017. Posture sensing using a low-cost temperature sensor array. In *Proc. Symp. Medical Measurements and Applications (MeMeA)*. IEEE, New York, NY, USA, 443–447. <https://doi.org/10.1109/memea.2017.7985917>
- [191] L. Russell, R. Goubran, and F. Kwamena. 2018. Posture Detection Using Sounds and Temperature: LMS-Based Approach to Enable Sensory Substitution. *IEEE Transactions on Instrumentation and Measurement* 67, 7 (July 2018), 1543–1554. <https://doi.org/10.1109/tim.2018.2795158>
- [192] Reza Samiei-Zonouz, Hamidreza Memarzadeh-Tehran, and Rouhollah Rahmani. 2014. Smartphone-centric human posture monitoring system. In *Proc. Canada Int. Humanitarian Technology Conf. (IHTC)*. IEEE, New York, NY, USA, 1–4. <https://doi.org/10.1109/ihtc.2014.7147534>
- [193] Maksim Sandybekov, Clemens Grabow, Maksym Gaiduk, and Ralf Seepold. 2019. Posture Tracking Using a Machine Learning Algorithm for a Home AAL Environment. In *Proc. KES Intelligent Decision Technologies (KES-IDT)*. Springer Nature, Singapore, 337–347. https://doi.org/10.1007/978-981-13-8303-8_31
- [194] Andreas Schrempf, Gerold Schossleitner, Thomas Minarik, Michael Haller, and Sabine Gross. 2011. PostureCare – Towards a novel system for posture monitoring and guidance. *IFAC Proc. Volumes* 44, 1 (Jan. 2011), 593–598. <https://doi.org/10.3182/20110828-6-it-1002.02987> 18th IFAC World Congress.
- [195] Bernhard Schwartz, Andreas Schrempf, Kathrin Probst, Michael Haller, and Josef Glöckl. 2013. Recognizing Static and Dynamic Sitting Behavior by Means of Instrumented Office Chairs. In *Proc. Biomedical Engineering (BioMed)*. ACTA-PRESS, Calgary, AB, Canada, 67–74. <https://doi.org/10.2316/p.2013.791-142>
- [196] Zuyu Shen, Xi Wan, Yucheng Jin, Ge Gao, Qianying Wang, and Wei Liu. 2021. SeatPlus: A Smart Health Chair Supporting Active Sitting Posture Correction. In *Proc. Design, User Experience, and Usability: Design for Diversity, Well-being, and Social Development (DUXU)*. Springer Nature, Cham, 531–547. https://doi.org/10.1007/978-3-030-78224-5_37
- [197] Joongi Shin, Woohyeok Choi, Uichin Lee, and Daniel Saakes. 2018. Actuating a Monitor for Posture Changes. In *Extended Abstracts Human Factors in Computing Systems (CHI EA)*. ACM, New York, NY, USA, 1–6. <https://doi.org/10.1145/3170427.3188562>
- [198] Jaemyung Shin, Bumsoo Kang, Taiwook Park, Jina Huh, Jinhan Kim, and Junehwa Song. 2016. BeUpright. In *Proc. Human Factors in Computing Systems (CHI)*. ACM, New York, NY, USA, 6040–6052. <https://doi.org/10.1145/2858036.2858561>
- [199] Joon Gi Shin, Doheon Kim, Chaehan So, and Daniel Saakes. 2020. Body Follows Eye: Unobtrusive Posture Manipulation Through a Dynamic Content Position in Virtual Reality. In *Proc. Human Factors in Computing Systems (CHI)*. ACM, New York, NY, USA, 1–14. <https://doi.org/10.1145/3313831.3376794>

- [200] Joon-Gi Shin, Eiji Onchi, Maria Jose Reyes, Junbong Song, Uichin Lee, Seung-Hee Lee, and Daniel Saakes. 2019. Slow Robots for Unobtrusive Posture Correction. In *Proc. Human Factors in Computing Systems (CHI)*. ACM, New York, NY, USA, 1–10. <https://doi.org/10.1145/3290605.3300843>
- [201] Sigurdur O. Sigurdsson and John Austin. 2008. Using real-time visual feedback to improve posture at computer workstations. *Journal of Applied Behavior Analysis* 41, 3 (Sept. 2008), 365–375. <https://doi.org/10.1901/jaba.2008.41-365>
- [202] Sigurdur O. Sigurdsson, Brandon M. Ring, Mick Needham, James H. Boscoe, and Kenneth Silverman. 2011. Generalization of posture training to computer workstations in an applied setting. *Journal of Applied Behavior Analysis* 44, 1 (March 2011), 157–161. <https://doi.org/10.1901/jaba.2011.44-157>
- [203] Vikas Kumar Sinha, Kiran Kumar Patro, Pawel Plawiak, and Allam Jaya Prakash. 2021. Smartphone-Based Human Sitting Behaviors Recognition Using Inertial Sensor. *Sensors* 21, 19 (Oct. 2021), 6652. <https://doi.org/10.3390/s21196652>
- [204] Sophie Skach, Rebecca Stewart, and Patrick G. T. Healey. 2018. Smart Arse. In *Proc. Int. Conf. Multimodal Interaction (ICMI)*. ACM, New York, NY, USA, 116–124. <https://doi.org/10.1145/3242969.3242977>
- [205] Lynne A. Slivovsky and Hong Z. Tan. 2000. A Real-Time Static Posture Classification System. In *Proc. Int. Mechanical Engineering Congress and Exposition (IMECE, Vol. 2)*. ASME, New York, NY, USA, 1049–1056. <https://doi.org/10.1115/imece2000-2411>
- [206] Iwan Aang Soenandi, Meriastuti Ginting, and Budi Harsono. 2019. Real Time Floor Sitting Posture Monitoring using K-Means Clustering. In *Proc. Int. Conf. Software Engineering and Information Management (ICSIM)*. ACM, New York, NY, USA, 194–198. <https://doi.org/10.1145/3305160.3305209>
- [207] Farideh Soltani Nejad. 2018. SitLight: A Wearable Intervention for Improving Sitting Behavior. <https://urn.kb.se/resolve?urn=urn:nbn:se:umu:diva-149740>
- [208] Wu Song-Lin and Cui Rong-Yi. 2010. Human behavior recognition based on sitting postures. In *Proc. Symp. Computer, Communication, Control and Automation (3CA, Vol. 1)*. IEEE, New York, NY, USA, 138–141. <https://doi.org/10.1109/3ca.2010.5533871>
- [209] Jessica Speir. 2015. *PostureChair: A Real-Time, As-Needed Feedback System for Improving the Sitting Posture of Office Workers*. Ph. D. Dissertation. Carleton University. <https://curve.carleton.ca/297e4d41-ae13-4740-bccb-5d21c1ca40265d>
- [210] Emmanuel Stamatakis, Ulf Ekelund, Ding Ding, Mark Hamer, Adrian E Bauman, and I-Min Lee. 2018. Is the time right for quantitative public health guidelines on sitting? A narrative review of sedentary behaviour research paradigms and findings. *British Journal of Sports Medicine* 53, 6 (June 2018), 377–382. <https://doi.org/10.1136/bjsports-2018-099131>
- [211] Emmanuel Stamatakis, Joanne Gale, Adrian Bauman, Ulf Ekelund, Mark Hamer, and Ding Ding. 2019. Sitting Time, Physical Activity, and Risk of Mortality in Adults. *Journal of the American College of Cardiology* 73, 16 (April 2019), 2062–2072. <https://doi.org/10.1016/j.jacc.2019.02.031> SPECIAL FOCUS ISSUE: CARDIOVASCULAR HEALTH PROMOTION.
- [212] Evropi Stefanidi, Marit Bentvelzen, Pawel W. Woźniak, Thomas Kosch, Mikołaj P. Woźniak, Thomas Mildner, Stefan Schneegass, Heiko Müller, and Jasmin Niess. 2023. Literature Reviews in HCI: A Review of Reviews. In *Proc. Human Factors in Computing Systems (CHI)*. ACM, Hamburg Germany, 1–24. <https://doi.org/10.1145/3544548.3581332>
- [213] Aoife Stephenson, Suzanne M. McDonough, Marie H. Murphy, Chris D. Nugent, and Jacqueline L. Mair. 2017. Using computer, mobile and wearable technology enhanced interventions to reduce sedentary behaviour: a systematic review and meta-analysis. *International Journal of Behavioral Nutrition and Physical Activity* 14, 1 (Aug. 2017), 105. <https://doi.org/10.1186/s12966-017-0561-4>
- [214] Heng Sun, Guo an Zhu, Xu Cui, and Jin-Xiang Wang. 2021. Kinect-based intelligent monitoring and warning of students sitting posture. In *Proc. Conf. Automation, Control and Robotics Engineering (CACRE)*. IEEE, New York, NY, USA, 338–342. <https://doi.org/10.1109/cacre52464.2021.9501372>
- [215] Wanting Sun, Ze Zhou, and Hongjun Li. 2019. Sitting Posture Recognition in Real-Time Combined with Index Map and BLS. In *Proc. Int. Conf. Innovation in Artificial Intelligence (ICIAI)*. ACM, New York, NY, USA, 101–105. <https://doi.org/10.1145/3319921.3319955>
- [216] Shunsuke Suzuki, Mineichi Kudo, and Atsuyoshi Nakamura. 2016. Sitting posture diagnosis using a pressure sensor mat. In *Proc. Identity, Security and Behavior Analysis (ISBA)*. IEEE, New York, NY, USA, 1–6. <https://doi.org/10.1109/isba.2016.7477236>
- [217] Elżbieta Szczygieł, Katarzyna Zielonka, Sylwia Mętel, and Joanna Golec. 2017. Musculo-skeletal and pulmonary effects of sitting position – a systematic review. *Annals of Agricultural and Environmental Medicine* 24, 1 (March 2017), 8–12. <https://doi.org/10.5604/12321966.1227647>
- [218] Somayeh Tahernejad, Alireza Choobineh, Mohsen Razeghi, Mohammad Abdoliramaki, Hossein Parsaei, Hadi Daneshmandi, and Mozhgan Seif. 2021. Investigation of office workers' sitting behaviors in an ergonomically adjusted workstation. *International Journal of Occupational Safety and Ergonomics* 28, 4 (Nov. 2021), 2346–2354. <https://doi.org/10.1080/10803548.2021.1990581>
- [219] Meirav Taieb-Maimon, Julie Cwikel, Bracha Shapira, and Ido Orenstein. 2012. The effectiveness of a training method using self-modeling webcam photos for reducing musculoskeletal risk among office workers using computers. *Applied Ergonomics* 43, 2 (March 2012), 376–385. <https://doi.org/10.1016/j.apergo.2011.05.015> Special Section on Product Comfort.
- [220] Takahiro Takeda. 2019. Posture Estimation Method Using Cushion Type Seat Pressure Sensor. In *Proc. Int. Conf. Machine Learning and Cybernetics (ICMLC)*. IEEE, New York, NY, USA, 1–6. <https://doi.org/10.1109/icmlc4188.2019.8949190>
- [221] H.Z. Tan, L.A. Slivovsky, and A. Pentland. 2001. A sensing chair using pressure distribution sensors. *IEEE/ASME Transactions on Mechatronics* 6, 3 (2001), 261–268. <https://doi.org/10.1109/3516.951364>
- [222] Hong Z Tan. 1999. A sensing chair. In *Proc. Int. Mechanical Engineering Congress and Exposition (IMECE, Vol. 16349)*. ASME, New York, NY, USA, 313–317. <https://engineering.purdue.edu/~hongtan/pubs/Index.html>
- [223] Hao-Yuan Tang, Shih-Hua Tan, Ting-Yu Su, Chang-Jung Chiang, and Hsiang-Ho Chen. 2021. Upper Body Posture Recognition Using Inertial Sensors and Recurrent Neural Networks. *Applied Sciences* 11, 24 (Dec. 2021), 12101. <https://doi.org/10.3390/app112412101>
- [224] Catia Tavares, Joao Oliveira E. Silva, Andre Mendes, Leonor Rebolo, Maria De Fatima Domingues, Nelia Alberto, Mario Lima, Hugo Placido Silva, and Paulo Fernando Da Costa Antunes. 2022. Instrumented Office Chair With Low-Cost Plastic Optical Fiber Sensors for Posture Control and Work Conditions Optimization. *IEEE Access* 10 (2022), 69063–69071. <https://doi.org/10.1109/access.2022.3185624>
- [225] Brett Taylor, Max Birk, Regan L. Mandryk, and Zenja Ivkovic. 2013. Posture training with real-time visual feedback. In *Extended Abstracts Human Factors in Computing Systems (CHI EA)*. ACM, New York, NY, USA, 3135–3138. <https://doi.org/10.1145/2468356.2479629>
- [226] B. Tessendorf, B. Arrnrich, J. Schumm, C. Setz, and G. Troster. 2009. Unsupervised monitoring of sitting behavior. In *Proc. Engineering in Medicine and Biology Society (EMBC)*. IEEE, New York, NY, USA, 6197–6200. <https://doi.org/10.1109/iembs.2009.5334620>
- [227] Ferdews Tlili, Rim Haddad, Ridha Bouallegue, and Raed Shubair. 2022. Design and architecture of smart belt for real time posture monitoring. *Internet of Things* 17 (March 2022), 100472. <https://doi.org/10.1016/j.iot.2021.100472>
- [228] Ferdews Tlili, Rim Haddad, Ridha Bouallegue, and Raed Shubair. 2022. Machine Learning Algorithms Application For The Proposed Sitting Posture Monitoring System. *Procedia Computer Science* 203 (2022), 239–246. <https://doi.org/10.1016/j.procs.2022.07.031> 17th International Conf. on Future Networks and Communications / 19th International Conf. on Mobile Systems and Pervasive Computing / 12th International Conf. on Sustainable Energy Information Technology (FNC/MobiSPC/SEIT 2022), August 9-11, 2022, Niagara Falls, Ontario, Canada.
- [229] Ferdews Tlili, Rim Haddad, Youssef Ouakrim, Ridha Bouallegue, and Neila Mezghani. 2018. A Review on posture monitoring systems. In *Proc. Smart Communications and Networking (SmartNets)*. IEEE, New York, NY, USA, 1–6. <https://doi.org/10.1109/smartnets.2018.8707392>
- [230] Mark S. Tremblay, Salomé Aubert, Joel D. Barnes, Travis J. Saunders, Valerie Carson, Amy E. Latimer-Cheung, Sebastien F.M. Chastin, Teatske M. Altenburg, et al. 2017. Sedentary Behavior Research Network (SBRN) – Terminology Consensus Project process and outcome. *International Journal of Behavioral Nutrition and Physical Activity* 14, 1 (10 June 2017), 75. <https://doi.org/10.1186/s12966-017-0525-8>
- [231] Marc van Almerkerk, Bart L. Bierling, Nono Leermakers, Jeroen Vinken, and Annick A.A. Timmermans. 2015. Improving posture and sitting behavior through tactile and visual feedback in a sedentary environment. In *Proc. Engineering in Medicine and Biology Society (EMBC)*. IEEE, New York, NY, USA, 4570–4573. <https://doi.org/10.1109/embc.2015.7319411>
- [232] LHM van der Doelen, MP Netten, and RHM Goossens. 2011. Tactile feedback to influence sitting behavior during office work. In *Proc. Wellbeing and Innovations Through Economics (NES)*. Nordic Ergonomics Society, Nordic countries, 380–385. <https://research.tudelft.nl/en/publications/tactile-feedback-to-influence-sitting-behavior-during-office-work>
- [233] Margarita Vergara and Álvaro Page. 2000. System to measure the use of the backrest in sitting-posture office tasks. *Applied Ergonomics* 31, 3 (June 2000), 247–254. [https://doi.org/10.1016/s0003-6870\(99\)00056-3](https://doi.org/10.1016/s0003-6870(99)00056-3)
- [234] Srijan Verma, Nandha Kumar Thulasiraman, and Andy Chan Tak Yee. 2021. FPGA Based Real Time Back Posture Correction Device. In *Proc. Student Conf. Research and Development (SCORED)*. IEEE, New York, NY, USA, 108–112. <https://doi.org/10.1109/scored53546.2021.9652776>
- [235] Alexandra Voit, Sven Mayer, Valentin Schwind, and Niels Henze. 2019. Online, VR, AR, Lab, and In-Situ: Comparison of Research Methods to Evaluate Smart Artifacts. In *Proc. Human Factors in Computing Systems (CHI)*. ACM, Glasgow Scotland UK, 1–12. <https://doi.org/10.1145/3290605.3300737>
- [236] Qilong Wan, Haiming Zhao, Jie Li, and Peng Xu. 2021. Hip Positioning and Sitting Posture Recognition Based on Human Sitting Pressure Image. *Sensors* 21, 2 (Jan. 2021), 426. <https://doi.org/10.3390/s21020426>
- [237] Changwon Wang, Young Kim, and Se Dong Min. 2017. A Preliminary Study on Implementation of Sitting Posture Analysis System Using a Conductive Textile. *Advanced Science Letters* 23, 10 (Oct. 2017), 10399–10403. <https://doi.org/10.1002/ASL.2017010399>

- 1166/asl.2017.10461
- [238] Jianquan Wang, Basim Hafidh, Haiwei Dong, and Abdulmoteleb El Saddik. 2021. Sitting Posture Recognition Using a Spiking Neural Network. *IEEE Sensors Journal* 21, 2 (Jan. 2021), 1779–1786. <https://doi.org/10.1109/JSEN.2020.3016611>
- [239] Q. Wang, W. Chen, A.A.A. Timmermans, C. Karachristos, J.B. Martens, and P. Markopoulos. 2015. Smart Rehabilitation Garment for posture monitoring. In *Proc. Engineering in Medicine and Biology Society (EMBC)*. IEEE, New York, NY, USA, 5736–5739. <https://doi.org/10.1109/embc.2015.7319695>
- [240] Stephen Wang and Di Yu. 2013. Virtual-spine: The Collaboration Between Pervasive Environment Based Simulator, Game Engine (Mixed-Reality) and Pervasive Messaging. In *Proc. Pervasive Computing Technologies for Healthcare (PERVASIVEHEALTH)*. IEEE, New York, NY, USA, 45–48. <https://doi.org/10.4108/icst.pervasivehealth.2013.252108>
- [241] Stephen Jia Wang, Björn Sommer, Wenlong Cheng, and Falk Schreiber. 2018. The Virtual-Spine Platform—Acquiring, visualizing, and analyzing individual sitting behavior. *PLOS ONE* 13, 6 (June 2018), 1–26. <https://doi.org/10.1371/journal.pone.0195670>
- [242] Yunlong Wang and Harald Reiterer. 2019. The Point-of-Choice Prompt or the Always-On Progress Bar?. In *Extended Abstracts Human Factors in Computing Systems (CHI EA)*. ACM, New York, NY, USA, 1–6. <https://doi.org/10.1145/3290607.3313050>
- [243] Pooriput Waongengarm, Bala S. Rajaratnam, and Prawit Janwantanakul. 2015. Perceived body discomfort and trunk muscle activity in three prolonged sitting postures. *Journal of Physical Therapy Science* 27, 7 (2015), 2183–2187. <https://doi.org/10.1589/jpts.27.2183>
- [244] Christopher D Wickens. 1980. *The structure of attentional resources*. Vol. 8. Lawrence Erlbaum Associates, Mahwah, New Jersey, USA, Chapter 12, 239–257.
- [245] Matthias Wölfel. 2017. Acceptance of dynamic feedback to poor sitting habits by anthropomorphic objects. In *Proc. Pervasive Computing Technologies for Healthcare (PervasiveHealth)*. ACM, New York, NY, USA, 307–314. <https://doi.org/10.1145/3154862.3154928>
- [246] Arnold Y.L. Wong, Tommy P.M. Chan, Alex W.M. Chau, Hon Tung Cheung, Keith C.K. Kwan, Alan K.H. Lam, Peter Y.C. Wong, and Diana De Carvalho. 2019. Do different sitting postures affect spinal biomechanics of asymptomatic individuals? *Gait & Posture* 67 (Jan. 2019), 230–235. <https://doi.org/10.1016/j.gaitpost.2018.10.028>
- [247] Bang Wong. 2011. Points of View: Color Blindness. *Nature Methods* 8, 6 (June 2011), 441–441. <https://doi.org/10.1038/nmeth.1618>
- [248] Wai Yin Wong and Man Sang Wong. 2008. Detecting spinal posture change in sitting positions with tri-axial accelerometers. *Gait & Posture* 27, 1 (Jan. 2008), 168–171. <https://doi.org/10.1016/j.gaitpost.2007.03.001>
- [249] Wai Yin Wong and Man Sang Wong. 2008. Smart garment for trunk posture monitoring: A preliminary study. *Scoliosis* 3, 1 (20 May 2008), 7. <https://doi.org/10.1186/1748-7161-3-7>
- [250] Bing-Fei Wu, Chien-Chou Lin, and Po-Wei Huang. 2021. PoseX: A Webcam-based Detection System to Prevent Postural Syndromes for Computer Users. In *Proc. Conf. Biomedical Engineering and Sciences (IECBES)*. IEEE, New York, NY, USA, 109–114. <https://doi.org/10.1109/iecbes48179.2021.9398773>
- [251] Chi-Chih Wu, Chuang-Chien Chiu, and Chun-Yu Yeh. 2019. Development of wearable posture monitoring system for dynamic assessment of sitting posture. *Physical and Engineering Sciences in Medicine* 43, 1 (01 Dec. 2019), 187–203. <https://doi.org/10.1007/s13246-019-00836-4>
- [252] Jun Wu, Jian Liu, Xiuyuan Li, Lingbo Yan, Libo Cao, and Haiyang Zhang. 2022. Recognition and prediction of driver's whole body posture model. *Proc. of the Institution of Mechanical Engineers, Part D: Journal of Automobile Engineering* 236, 14 (Jan. 2022), 3326–3343. <https://doi.org/10.1177/09544070211068676>
- [253] Yu-Chian Wu, Te-Yen Wu, Paul Tael, Bryan Wang, Jun-You Liu, Pin sung Ku, Po-En Lai, and Mike Y. Chen. 2018. ActiveErgo. In *Proc. Human Factors in Computing Systems (CHI)*. ACM, New York, NY, USA, 1–8. <https://doi.org/10.1145/3173574.3174132>
- [254] Lishuang Xu, Gang Chen, Jiajun Wang, Ruimin Shen, and Shen Zhao. 2012. A sensing cushion using simple pressure distribution sensors. In *Proc. Multisensor Fusion and Integration for Intelligent Systems (MFI)*. IEEE, New York, NY, USA, 451–456. <https://doi.org/10.1109/mfi.2012.6343048>
- [255] Wenyao Xu, Ming-Chun Huang, Navid Amini, Lei He, and Majid Sarrafzadeh. 2013. eCushion: A Textile Pressure Sensor Array Design and Calibration for Sitting Posture Analysis. *IEEE Sensors Journal* 13, 10 (Oct. 2013), 3926–3934. <https://doi.org/10.1109/jSEN.2013.2259589>
- [256] Wenyao Xu, Zhinan Li, Ming-Chun Huang, Navid Amini, and Majid Sarrafzadeh. 2011. eCushion: An eTextile Device for Sitting Posture Monitoring. In *Proc. Body Sensor Networks (BSN)*. IEEE, New York, NY, USA, 194–199. <https://doi.org/10.1109/bsn.2011.24>
- [257] Leiyue Yao, Weidong Min, and Hao Cui. 2017. A New Kinect Approach to Judge Unhealthy Sitting Posture Based on Neck Angle and Torso Angle. In *Proc. Int. Conf. Image and Graphics (ICIG)*. Springer Nature, Cham, 340–350. https://doi.org/10.1007/978-3-319-71607-7_30
- [258] Won-gyu Yoo, Chung-hwi Yi, and Min-hee Kim. 2006. Effects of a Proximity-Sensing Feedback Chair on Head, Shoulder, and Trunk Postures When Working at a Visual Display Terminal. *Journal of Occupational Rehabilitation* 16, 4 (Nov. 2006), 631–637. <https://doi.org/10.1007/s10926-006-9059-7>
- [259] Eunjeong Yu, Kwangsu Moon, Shezeen Oah, and Yohaeng Lee. 2013. An Evaluation of the Effectiveness of an Automated Observation and Feedback System on Safe Sitting Postures. *Journal of Organizational Behavior Management* 33, 2 (June 2013), 104–127. <https://doi.org/10.1080/01608061.2013.785873>
- [260] Liangqi Yuan and Jia Li. 2021. Smart Cushion Based on Pressure Sensor Array for Human Sitting Posture Recognition. In *Proc. SENSORS*. IEEE, New York, NY, USA, 1–4. <https://doi.org/10.1109/sensors47087.2021.9639463>
- [261] Roland Zemp, Matteo Tanadini, Stefan Plüss, Karin Schnüriger, Navrag B. Singh, William R. Taylor, and Silvio Lorenzetti. 2016. Application of Machine Learning Approaches for Classifying Sitting Posture Based on Force and Acceleration Sensors. *BioMed Research International* 2016 (27 Oct. 2016), 1–9. <https://doi.org/10.1155/2016/5978489>
- [262] Ying Zheng and John B. Morrell. 2010. A vibrotactile feedback approach to posture guidance. In *Proc. Haptics Symp. (HAPTICS)*. IEEE, New York, NY, USA, 351–358. <https://doi.org/10.1109/haptic.2010.5444633>
- [263] Ying Zheng and John B. Morrell. 2013. Comparison of Visual and Vibrotactile Feedback Methods for Seated Posture Guidance. *IEEE Transactions on Haptics* 6, 1 (2013), 13–23. <https://doi.org/10.1109/toh.2012.3>
- [264] Ying (Jean) Zheng and John B. Morrell. 2010. Cognitive Load Assessment of a Vibrotactile Posture Feedback Chair. *Proc. of the Human Factors and Ergonomics Society Annual Meeting* 54, 15 (Sept. 2010), 1214–1218. <https://doi.org/10.1177/154193121005401527>
- [265] Manli Zhu, Aleix M. Martinez, and Hong Z. Tan. 2003. Template-based Recognition of Static Sitting Postures. In *Conf. Computer Vision and Pattern Recognition Workshop (CVPRW, Vol. 5)*. IEEE, New York, NY, USA, 50–50. <https://doi.org/10.1109/cvprw.2003.10049>
- [266] Yunying Zhu, Shaokai Qiu, Min Li, Gengshu Chen, Xinyao Hu, Chengxiang Liu, and Xingda Qu. 2019. A Smart Portable Mat That Can Measure Sitting Plantar Pressure Distribution with a High Resolution. In *Proc. Int. Conf. Industrial Engineering and Applications (ICIEA)*. IEEE, New York, NY, USA, 141–144. <https://doi.org/10.1109/iea.2019.8714871>
- [267] Gizem Özgül and Fatma Patlar Akbulut. 2022. Wearable sensor device for posture monitoring and analysis during daily activities: A preliminary study. *International Advanced Researches and Engineering Journal* 6, 1 (April 2022), 43–48. <https://doi.org/10.35860/iaiej.1018977>